

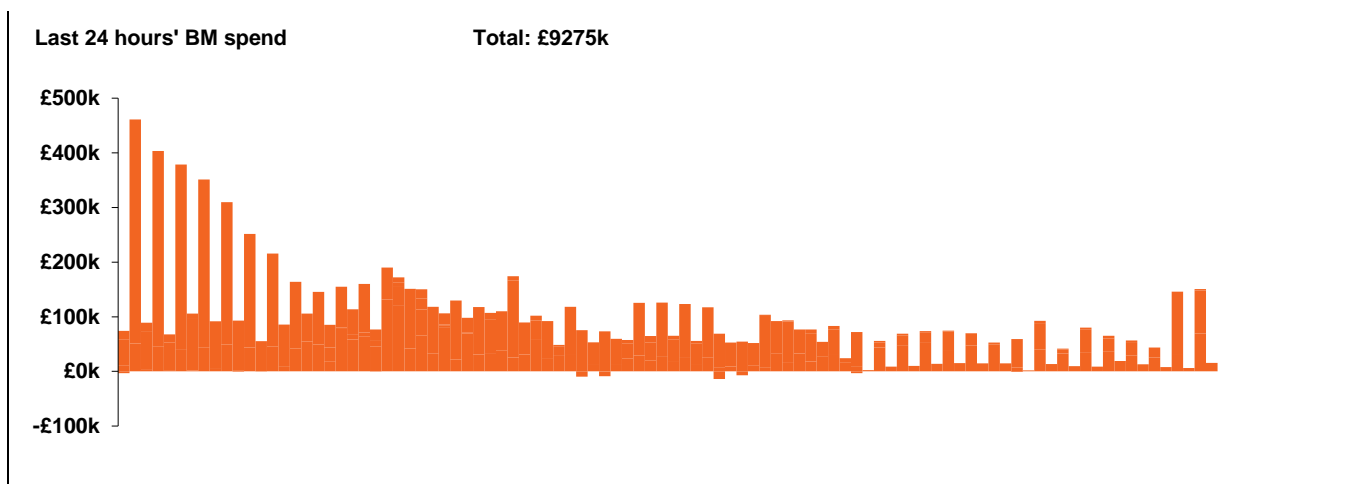
**National Electricity  
Transmission System Status Report**



**National Electricity Transmission System Status Report**  
Thursday 28 October 2021


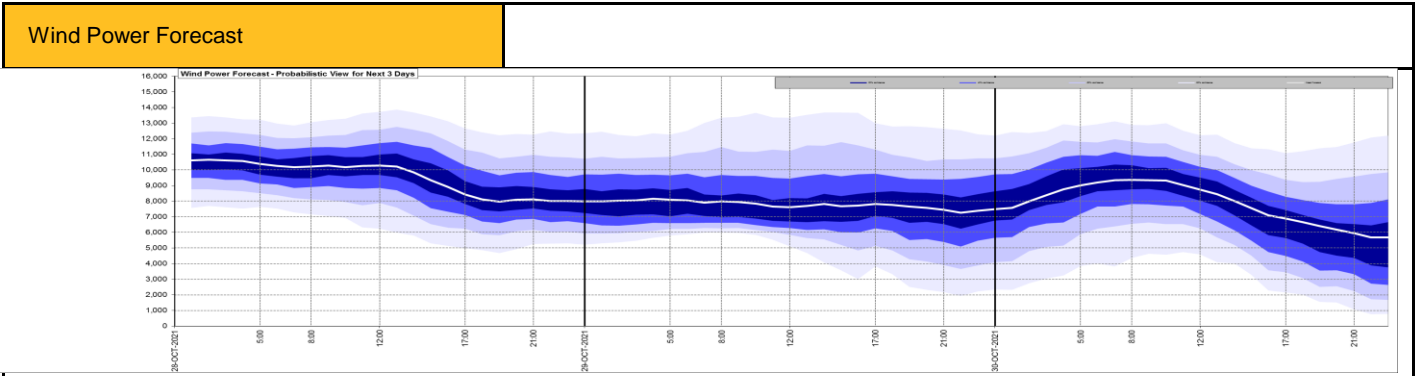
Today's High Level Risk Status Forecast for the next 24h			
General Status		Voltage	
Demand		System Inertia	
System Margins		Weather	
Generation		Transmission	
Active Constraints			

<a href="#">Today's Minimum De-Rated Margin</a>	8695.63 (SP 37)	
<a href="#">System Warnings</a>	None	
Current BMU Largest Loss Risk	Generation	1260 MW
	Demand	560 MW



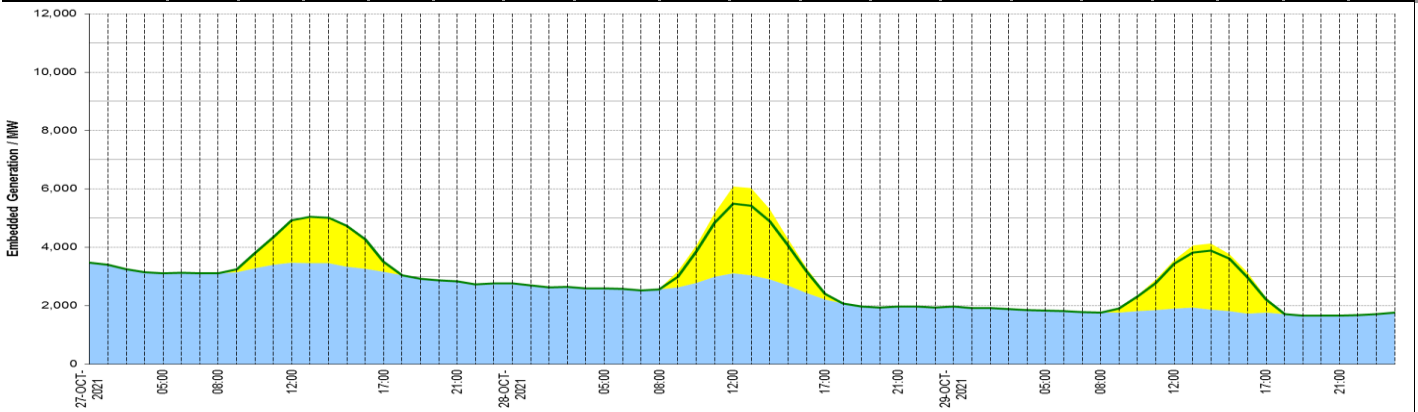
Yesterday's Market Summary	
<a href="#">Cash out price (Max)</a>	£259.00 / MWh (SP 35-38)
<a href="#">Cash Out Price (Min)</a>	£66.00 / MWh (SP 12)
<a href="#">Peak Demand Yesterday</a>	36, 772 MW

Interconnectors			
Net Transfer Capacity (MWs)			
Today	Import	Export	
Netherlands (BritNed)	1100	1133	Fully Available
France (IFA)	1000	1000	Partially Available
France (IFA2)	1014	1014	Fully Available
Belgium (Nemo)	1000	1000	Fully Available
Ireland (EWIC)	500	530	Fully Available
Northern Ireland (MOYLE)	500	500	Fully Available
NSL	1400	1400	Fully Available
ElecLink	0	0	Not Available



### Expected embedded generation (MWs)

Embedded Generation Forecast	27-OCT-2021					28-OCT-2021					29-OCT-2021						
	05:00	08:00	12:00	17:00	21:00	00:00	05:00	08:00	12:00	17:00	21:00	00:00	05:00	08:00	12:00	17:00	21:00
Solar (MW)	0	0	1450	356	0	0	0	29	2980	245	0	0	0	0	1652	518	0
Wind (MW)	3103	3104	3465	3156	2831	2771	2598	2553	3108	2216	1975	1970	1827	1769	1903	1758	1667
STOR (MW)	0	0	0	0	0	0	0	0	0	0	0	0	0	0	0	0	0
<b>Total (MW)</b>	<b>3103</b>	<b>3104</b>	<b>4915</b>	<b>3512</b>	<b>2831</b>	<b>2771</b>	<b>2598</b>	<b>2553</b>	<b>5487</b>	<b>2403</b>	<b>1975</b>	<b>1970</b>	<b>1827</b>	<b>1769</b>	<b>3433</b>	<b>2215</b>	<b>1667</b>



Weather	Source	Commentary
Latest forecast (Summary)	<a href="#">Met Office</a> <a href="#">SEPA</a> <a href="#">Natural Resources Wales</a>	<p><b>Today:</b> Further rain, heavy and persistent at times, affecting northern England, southern Scotland, more of Wales and then southwest England by the middle of the day. Brighter with showers in the northwest, whilst staying mild and dry in the southeast. Breezy.</p> <p><b>Tonight:</b> East Anglia and the SE of England remaining mostly dry, whilst elsewhere further rain or showers, heavy at times, is expected. Mild or very mild. Windy across England and Wales.</p>
General Weather Concerns e.g. wind, rain, snow, flooding, GB Weather Warnings	<a href="#">Met Office Weather Warnings</a> <a href="#">SEPA</a> <a href="#">Natural Resources Wales</a>	<p><b>Weather Warnings</b> Yellow warning of rain Areas affected: North East England   North West England   Yorkshire &amp; Humber Areas affected: Wales Areas affected: SW Scotland, Lothian Borders   Strathclyde</p> <p>Amber warning of rain: Areas affected: North West England Areas affected: SW Scotland, Lothian Borders</p> <p><b>UK Flood Warnings:</b> 9 Flood Warnings issued in England  0 Flood Warnings issued in Wales  5 Flood Warnings issued in Scotland</p>

*Contains public sector information licensed under the Open Government Licence v1.0*

Further Information	
BM Reports	<a href="https://www.bmreports.com">https://www.bmreports.com</a>
System Balancing Reports	<a href="https://www.nationalgrideso.com/balancing-data/system-balancing-reports">https://www.nationalgrideso.com/balancing-data/system-balancing-reports</a>
Forecast Volumes and Costs	<a href="https://www.nationalgrideso.com/balancing-data/forecast-volumes-and-costs">https://www.nationalgrideso.com/balancing-data/forecast-volumes-and-costs</a>
NGESO Insights	<a href="https://www.nationalgrideso.com/insights">https://www.nationalgrideso.com/insights</a>