

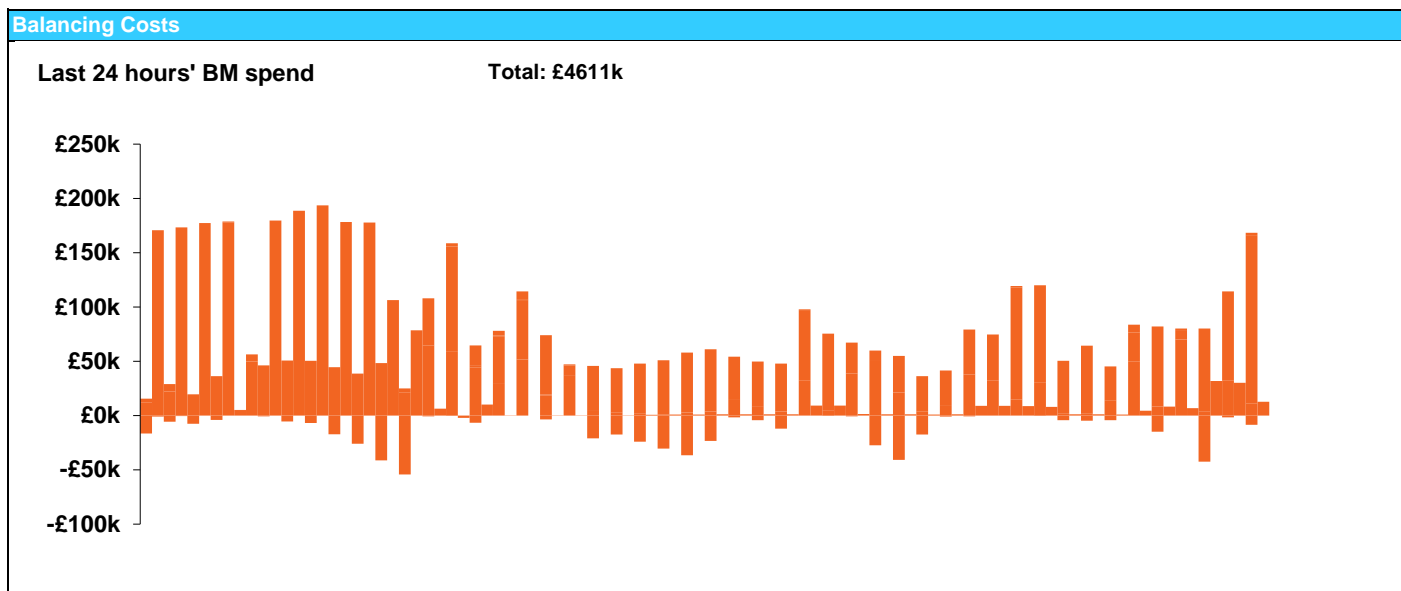
**National Electricity  
Transmission System Status Report**



**National Electricity Transmission System Status Report**  
Tuesday 05 October 2021

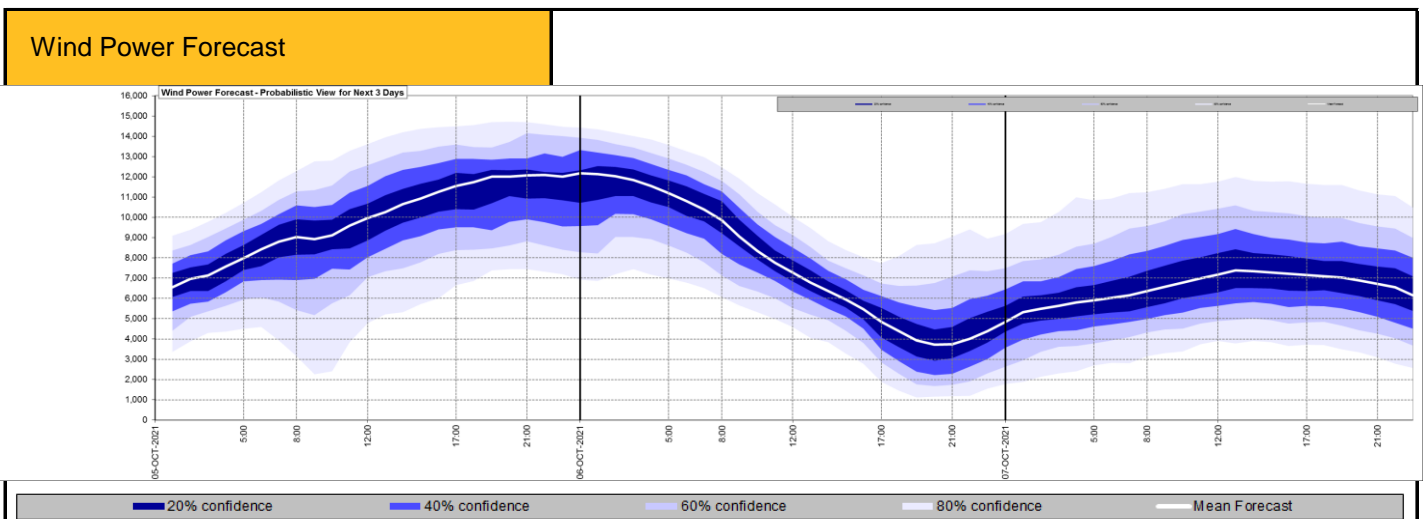
Today's High Level Risk Status Forecast for the next 24h			
General Status		Voltage	
Demand		System Inertia	
System Margins		Weather	
Generation		Transmission	
Active Constraints			

<a href="#">Today's Minimum De-Rated Margin</a>	9741 (SP 19)	
<a href="#">System Warnings</a>	None	
Current BMU Largest Loss Risk	Generation	1260MW
	Demand	560MW



Yesterday's Market Summary	
<a href="#">Cash out price (Max)</a>	£257/MWh (SP 14)
<a href="#">Cash Out Price (Min)</a>	£47.68 (SP 8)
<a href="#">Peak Demand Yesterday</a>	37,490MW

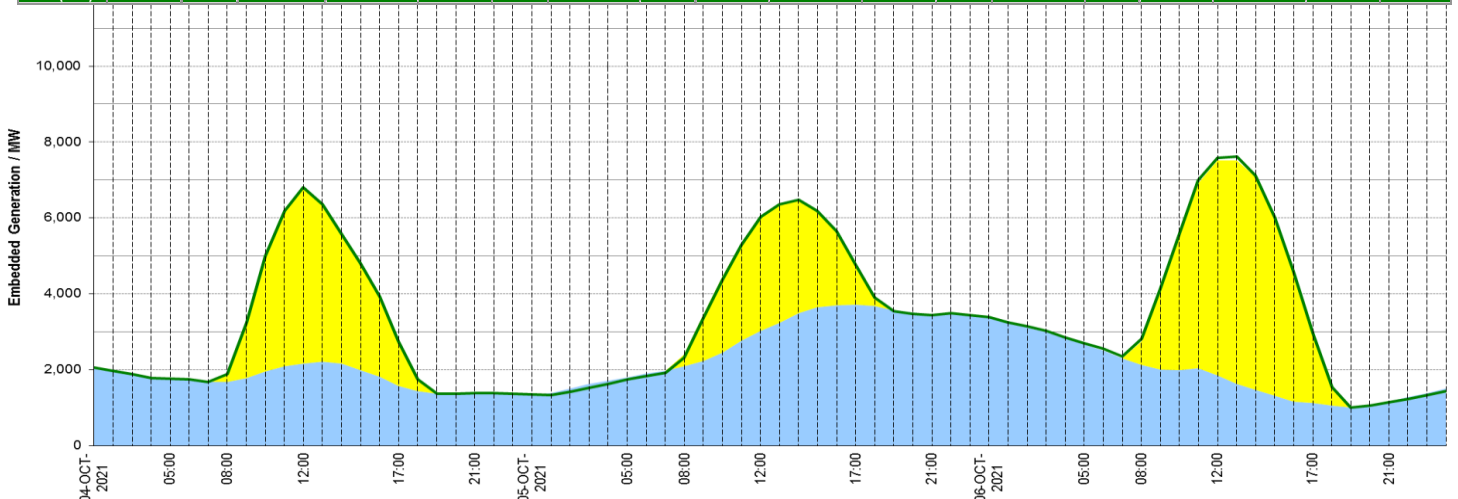
Interconnectors Net Transfer Capacity (MWs)			
Today	Import	Export	
Netherlands (BritNed)	1100	1133	Fully Available from 13:00 hours
France (IFA)	0	0	Not Available
France (IFA2)	1014	1014	Fully Available
Belgium (Nemo)	1000	1000	Fully Available
Ireland (EWIC)	500	530	Fully Available
Northern Ireland (MOYLE)	500	500	Fully Available
NSL	700	700	Partially Available
ElecLink	0	0	Not Available



### Expected embedded generation (MWs)

#### Embedded Generation Forecast

	04-OCT-2021					05-OCT-2021					06-OCT-2021						
	05:00	08:00	12:00	17:00	21:00	00:00	05:00	08:00	12:00	17:00	21:00	00:00	05:00	08:00	12:00	17:00	21:00
Solar (MW)	0	207	4630	1180	0	0	0	311	3041	1063	0	0	0	636	5656	1865	0
Wind (MW)	1759	1679	2168	1575	1392	1347	1799	2091	3022	3715	3462	3400	2654	2119	1855	1119	1166
STOR (MW)	0	0	0	0	0	0	0	0	0	0	0	0	0	0	0	0	0
<b>Total (MW)</b>	<b>1759</b>	<b>1886</b>	<b>6798</b>	<b>2755</b>	<b>1392</b>	<b>1347</b>	<b>1742</b>	<b>2322</b>	<b>6029</b>	<b>4747</b>	<b>3440</b>	<b>3384</b>	<b>2701</b>	<b>2820</b>	<b>7585</b>	<b>2977</b>	<b>1136</b>



Weather	Source	Commentary
Latest forecast (Summary)	<a href="#">Met Office</a> <a href="#">SEPA</a> <a href="#">Natural Resources Wales</a>	<p><b>Today:</b>                      Cloud and rain, heavy at times across Wales, southern Scotland, central and northern England slowly moving east. Otherwise bright with sunny spells but also a few showers in the west. Windy, especially near coast in south and east.</p> <p><b>Tonight:</b>                      Rain in the east slowly clearing. Otherwise clear spells and a few showers in the west and southwest. Breezy with strong winds in east.</p>
General Weather Concerns e.g. wind, rain, snow, flooding, GB Weather Warnings	<a href="#">Met Office Weather</a> <a href="#">SEPA</a> <a href="#">Natural Resources Wales</a>	<p><b>Weather Warnings:</b>                      Yellow warning of rain                      Areas affected: East Midlands   East of England   North East England   North West England   Yorkshire &amp; Humber</p> <p>ACTIVE                      Started at: 02:00 BST on Tue 5 October                      Ends: 23:59 BST on Tue 5 October</p> <p><b>Flood Warnings:</b>                      3 Flood Warnings and 55 Flood Alerts issued for England.                      0 Flood Warnings and 0 Flood Alerts issued for Scotland.                      1 Flood Warnings and 14 Flood Alerts issued for Wales.</p>

*Contains public sector information licensed under the Open Government Licence v1.0*

Further Information	
BM Reports	<a href="https://www.bmreports.com">https://www.bmreports.com</a>
System Balancing Reports	<a href="https://www.nationalgrideso.com/balancing-data/system-balancing-reports">https://www.nationalgrideso.com/balancing-data/system-balancing-reports</a>
Forecast Volumes and Costs	<a href="https://www.nationalgrideso.com/balancing-data/forecast-volumes-and-costs">https://www.nationalgrideso.com/balancing-data/forecast-volumes-and-costs</a>
NGESO Insights	<a href="https://www.nationalgrideso.com/insights">https://www.nationalgrideso.com/insights</a>