

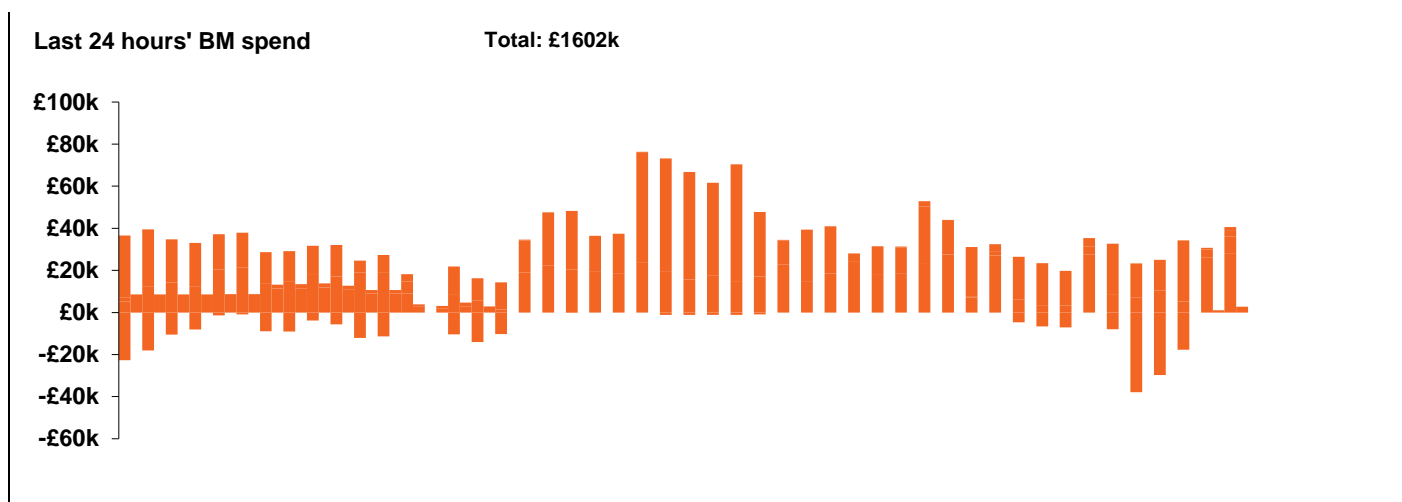
**National Electricity  
Transmission System Status Report**



**National Electricity Transmission System Status Report**  
Saturday 28 August 2021

Today's High Level Risk Status Forecast for the next 24h			
General Status		Voltage	
Demand		System Inertia	
System Margins		Weather	
Generation		Transmission	
Active Constraints			

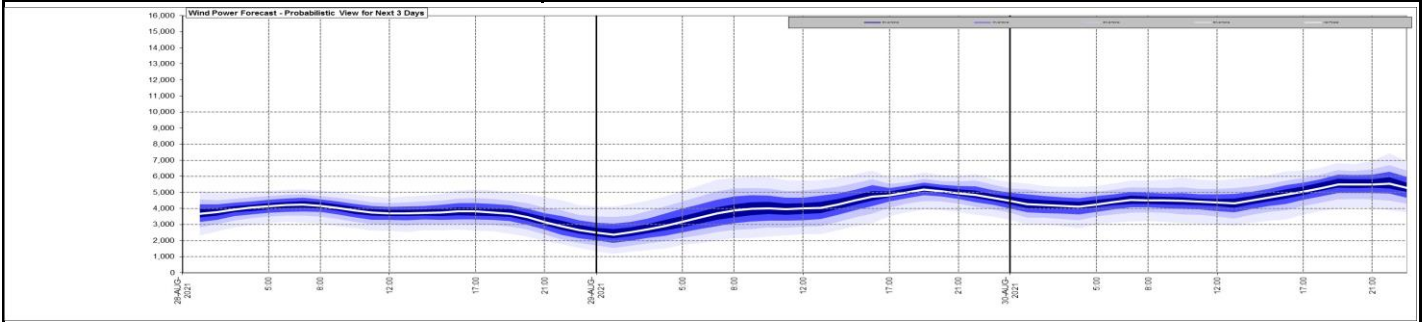
<a href="#">Today's Minimum De-Rated Margin</a>	7400.67 (SP 47)	
<a href="#">System Warnings</a>	None	
Current BMU Largest Loss Risk	Generation	1260MW
	Demand	560MW



Yesterday's Market Summary	
<a href="#">Cash out price (Max)</a>	£152.97/MWh (SP 38)
<a href="#">Cash Out Price (Min)</a>	£61.25/MWh (SP 15)
<a href="#">Peak Demand Yesterday</a>	31568 MW

Interconnectors			
Net Transfer Capacity (MWs)			
Today	Import	Export	
Netherlands (BritNed)	1100	1133	Fully Available
France (IFA)	2000	2000	Fully Available
France (IFA2)	1014	1014	Fully Available
Belgium (Nemo)	1020	1020	Fully Available
Ireland (EWIC)	0	0	Not Available
Northern Ireland (MOYLE)	500	500	Fully Available
NSL	0	0	Not Available

### Wind Power Forecast



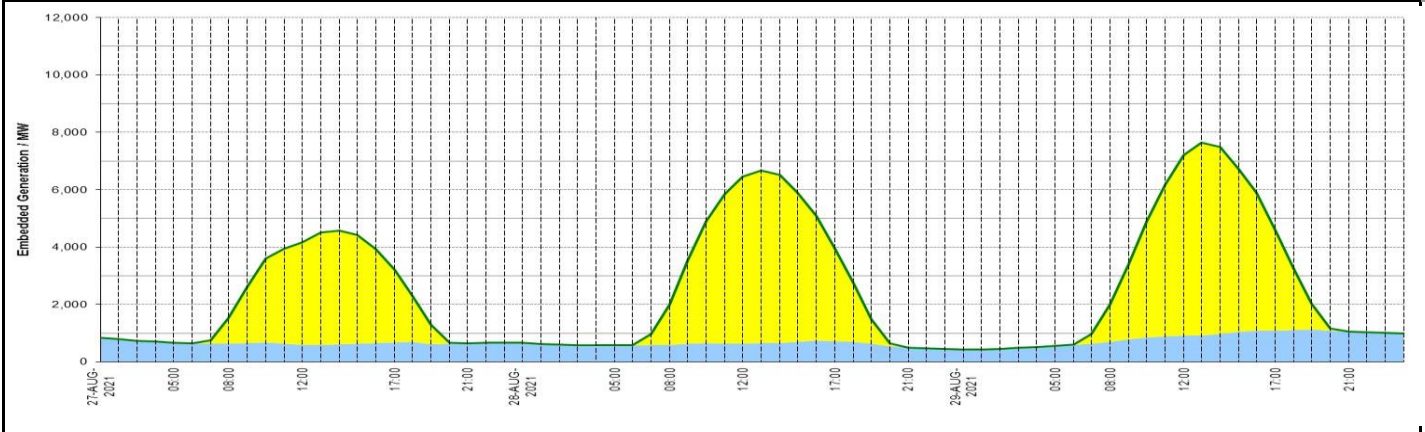
Key:

- 20% confidence
- 40% confidence
- 60% confidence
- 80% confidence
- Mean Forecast

### Expected embedded generation (MWs)

#### Embedded Generation Forecast

	27-AUG-2021					28-AUG-2021					29-AUG-2021						
	05:00	08:00	12:00	17:00	21:00	00:00	05:00	08:00	12:00	17:00	21:00	00:00	05:00	08:00	12:00	17:00	21:00
<b>Solar (MW)</b>	0	903	3560	2530	1	0	0	1411	5820	3225	0	0	0	1303	6297	3499	0
<b>Wind (MW)</b>	673	631	597	688	657	672	584	598	638	733	502	434	565	705	912	1089	1054
<b>STOR (MW)</b>	0	0	0	0	0	0	0	0	0	0	0	0	0	0	0	0	0
<b>Total (MW)</b>	<b>673</b>	<b>1534</b>	<b>4157</b>	<b>3218</b>	<b>658</b>	<b>672</b>	<b>584</b>	<b>2009</b>	<b>6458</b>	<b>3958</b>	<b>502</b>	<b>434</b>	<b>565</b>	<b>2008</b>	<b>7209</b>	<b>4588</b>	<b>1054</b>



Weather	Source	Commentary
Latest forecast (Summary)	<a href="#">Met Office</a> <a href="#">SEPA</a> <a href="#">Natural Resources Wales</a>	<p><b>Today:</b> The odd shower may affect southeastern areas, particularly along coasts. The far north and northwest seeing much low cloud, some fog and drizzle. Elsewhere, variable cloud but some warm sunny spells, very warm in parts of Scotland and Northern Ireland.</p> <p><b>Tonight:</b> Thicker cloud and drizzle in the far N and increasingly NE areas. An isolated shower possible for southeast England. Otherwise dry with some clear spells and a few fog patches.</p>
General Weather Concerns e.g. wind, rain, snow, flooding, GB Weather Warnings	<a href="#">Met Office Weather</a> <a href="#">SEPA</a> <a href="#">Natural Resources Wales</a>	<p><b>Weather Warnings:</b></p> <p>None</p>
		<p><b>Flood Warnings:</b></p> <p>0 Flood Warnings and 0 Flood Alerts issued for England.</p> <p>0 Flood Warnings and 0 Flood Alerts issued for Scotland.</p> <p>0 Flood Warnings and 0 Flood Alerts issued for Wales.</p>

*Contains public sector information licensed under the Open Government Licence v1.0*

Further Information	
BM Reports	<a href="https://www.bmreports.com">https://www.bmreports.com</a>
System Balancing Reports	<a href="https://www.nationalgrideso.com/balancing-data/system-balancing-reports">https://www.nationalgrideso.com/balancing-data/system-balancing-reports</a>
Forecast Volumes and Costs	<a href="https://www.nationalgrideso.com/balancing-data/forecast-volumes-and-costs">https://www.nationalgrideso.com/balancing-data/forecast-volumes-and-costs</a>
NGESO Insights	<a href="https://www.nationalgrideso.com/insights">https://www.nationalgrideso.com/insights</a>