

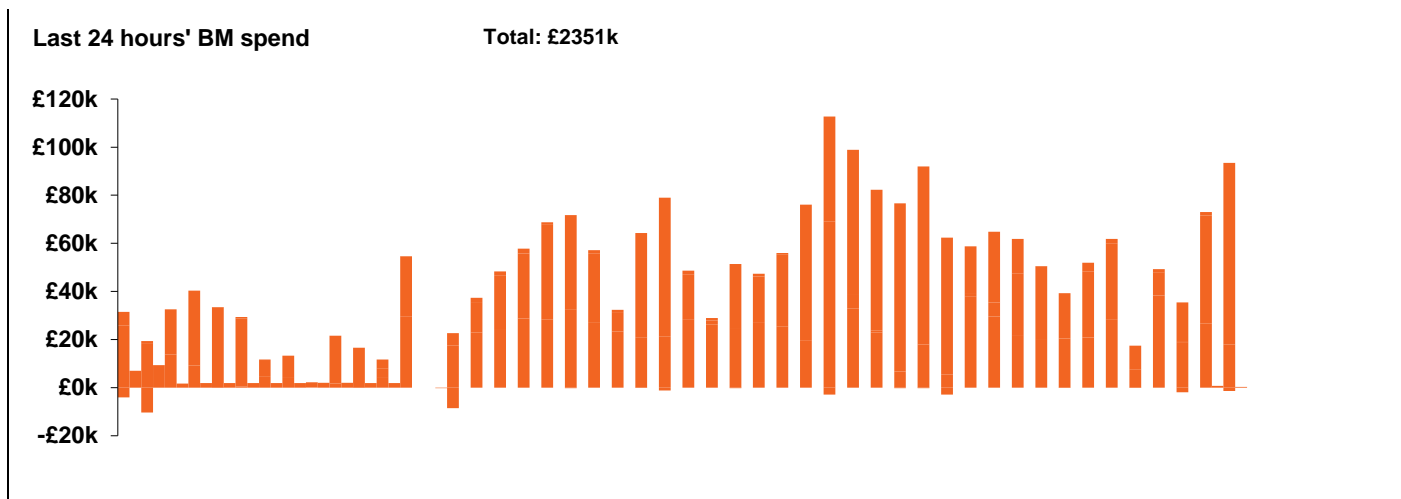
**National Electricity
Transmission System Status Report**



National Electricity Transmission System Status Report
Friday 20 August 2021

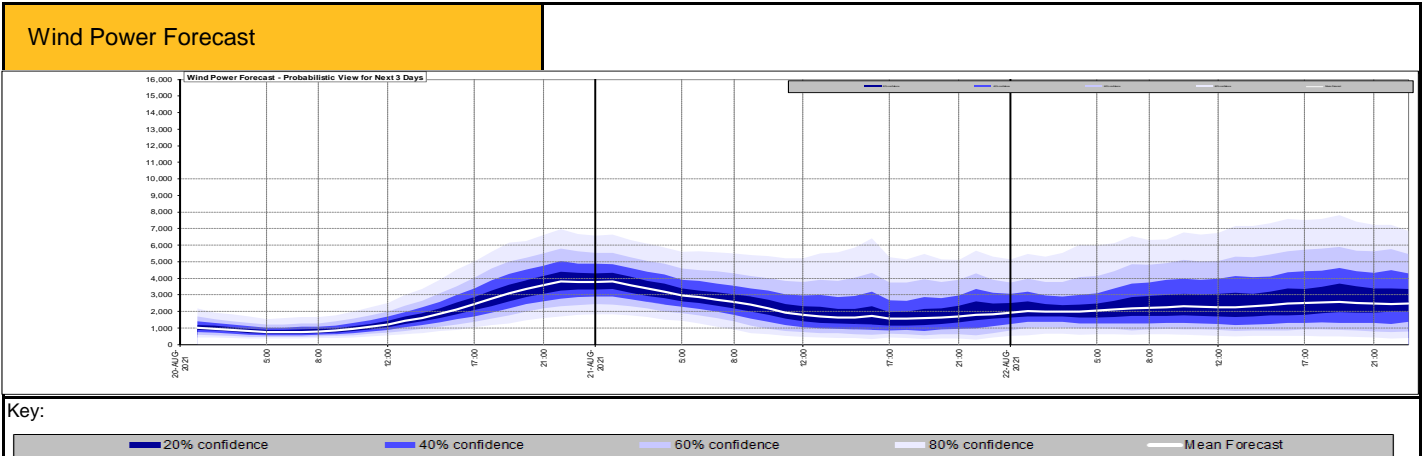
| Today's High Level Risk Status Forecast for the next 24h | | | |
|--|--|----------------|--|
| General Status | | Voltage | |
| Demand | | System Inertia | |
| System Margins | | Weather | |
| Generation | | Transmission | |
| Active Constraints | | | |

| | | |
|---|--------------|--------|
| Today's Minimum De-Rated Margin | 3978 (SP 22) | |
| System Warnings | None | |
| Current BMU Largest Loss Risk | Generation | 1260MW |
| | Demand | 560MW |



| Yesterday's Market Summary | |
|---------------------------------------|---------------------|
| Cash out price (Max) | £200.18/MWh (SP 37) |
| Cash Out Price (Min) | £38.00/MWh (SP 15) |
| Peak Demand Yesterday | 33,035MW |

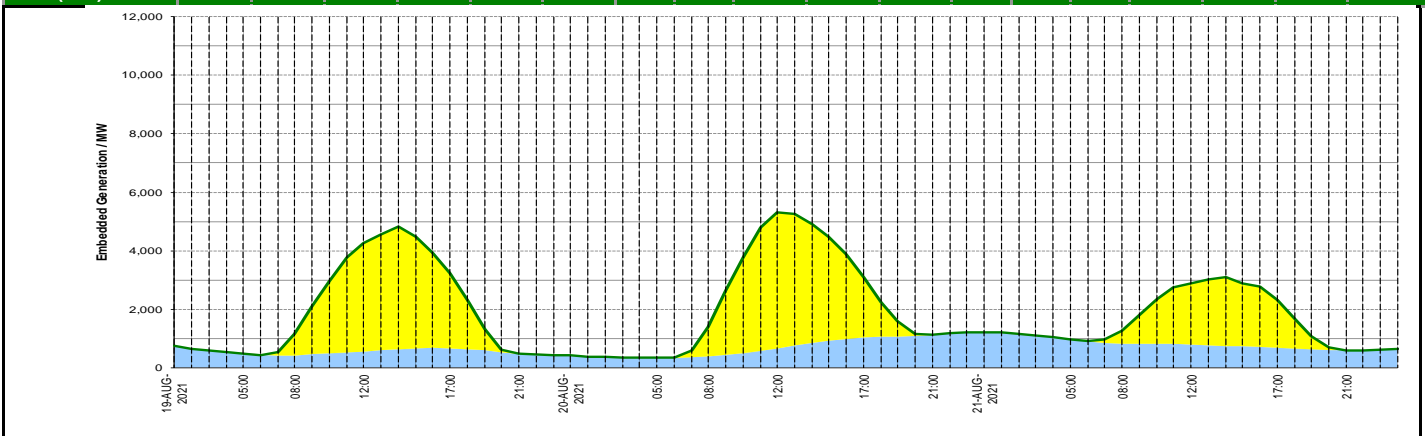
| Interconnectors Net Transfer Capacity (MWs) | | | |
|--|--------|--------|-----------------|
| Today | Import | Export | |
| Netherlands (BritNed) | 1100 | 1133 | Fully Available |
| France (IFA) | 2000 | 2000 | Fully Available |
| France (IFA2) | 1014 | 1014 | Fully Available |
| Belgium (Nemo) | 1020 | 1020 | Fully Available |
| Ireland (EWIC) | 500 | 530 | Fully Available |
| Northern Ireland (MOYLE) | 500 | 500 | Fully Available |



Expected embedded generation (MWs)

Embedded Generation Forecast

| | 19-AUG-2021 | | | | | 20-AUG-2021 | | | | | 21-AUG-2021 | | | | | | |
|-------------------|-------------|-------------|-------------|-------------|------------|-------------|------------|-------------|-------------|-------------|-------------|-------------|------------|-------------|-------------|-------------|------------|
| | 05:00 | 08:00 | 12:00 | 17:00 | 21:00 | 00:00 | 05:00 | 08:00 | 12:00 | 17:00 | 21:00 | 00:00 | 05:00 | 08:00 | 12:00 | 17:00 | 21:00 |
| Solar (MW) | 0 | 716 | 3710 | 2580 | 4 | 0 | 0 | 1021 | 4638 | 2073 | 0 | 0 | 0 | 449 | 2095 | 1631 | 0 |
| Wind (MW) | 485 | 428 | 549 | 654 | 475 | 423 | 341 | 387 | 669 | 1023 | 1126 | 1205 | 970 | 829 | 782 | 694 | 603 |
| STOR (MW) | 0 | 0 | 0 | 0 | 0 | 0 | 0 | 0 | 0 | 0 | 0 | 0 | 0 | 0 | 0 | 0 | 0 |
| Total (MW) | 485 | 1144 | 4259 | 3234 | 479 | 423 | 341 | 1408 | 5307 | 3096 | 1126 | 1205 | 970 | 1278 | 2877 | 2325 | 603 |



| Weather | Source | Commentary |
|---|---|--|
| Latest forecast (Summary) | Met Office SEPA Natural Resources Wales | <p>Today: Rain, some heavy, soon reaching Northern Ireland, spreading to parts of Scotland and then northwest England and northwest Wales. Elsewhere, mostly dry, just an isolated light shower; still plenty of cloud for most places, although a few sunnier, warmer spells.</p> <p>Tonight: Rain continuing across many western and northern areas, heavy at times, perhaps especially in the southwest later. Northern Ireland drying up, and southeastern areas largely dry. Mild and rather humid.</p> |
| General Weather Concerns e.g. wind, rain, snow, flooding, GB Weather Warnings | Met Office Weather SEPA Natural Resources Wales | <p>Weather Warnings: No weather warnings are in force for the UK.</p> |
| | | <p>Flood Warnings: 0 Flood Warnings and 0 Flood Alerts issued for England. 0 Flood Warnings and 0 Flood Alerts issued for Scotland. 0 Flood Warnings and 0 Flood Alerts issued for Wales.</p> |

Contains public sector information licensed under the Open Government Licence v1.0

| Further Information | |
|----------------------------|---|
| BM Reports | https://www.bmreports.com |
| System Balancing Reports | https://www.nationalgrideso.com/balancing-data/system-balancing-reports |
| Forecast Volumes and Costs | https://www.nationalgrideso.com/balancing-data/forecast-volumes-and-costs |
| NGESO Insights | https://www.nationalgrideso.com/insights |