

**National Electricity
Transmission System Status Report**

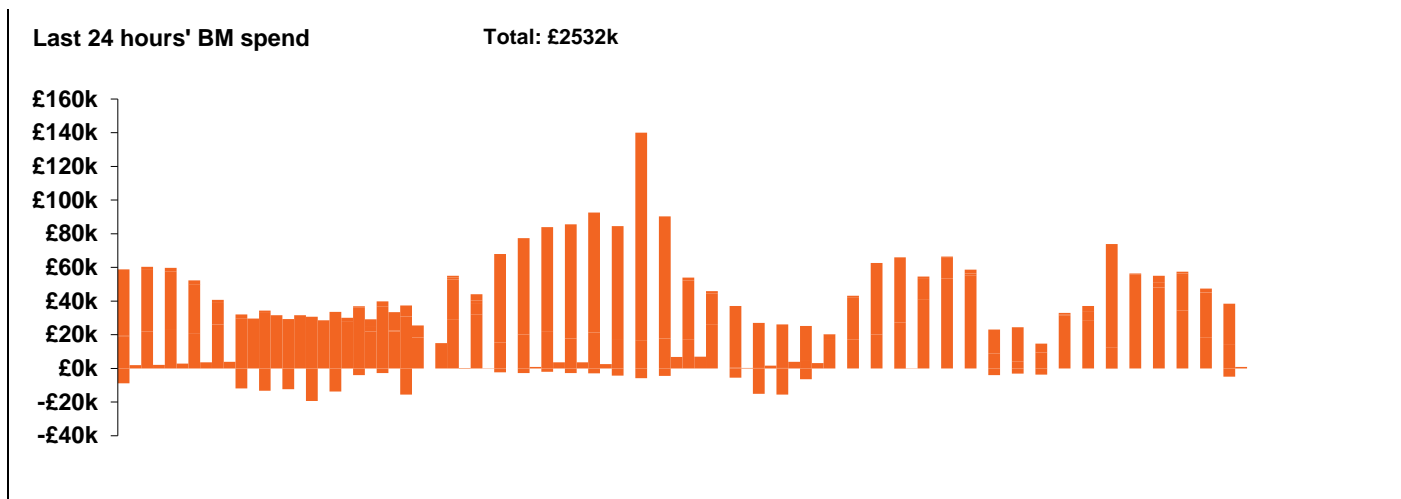


national**grid**ESO

National Electricity Transmission System Status Report
Thursday 19 August 2021

| Today's High Level Risk Status Forecast for the next 24h | | | |
|--|--|----------------|--|
| General Status | | Voltage | |
| Demand | | System Inertia | |
| System Margins | | Weather | |
| Generation | | Transmission | |
| Active Constraints | | | |

| | | |
|---|--------------|--------|
| Today's Minimum De-Rated Margin | 1755 (SP 37) | |
| System Warnings | None | |
| Current BMU Largest Loss Risk | Generation | 1260MW |
| | Demand | 560MW |

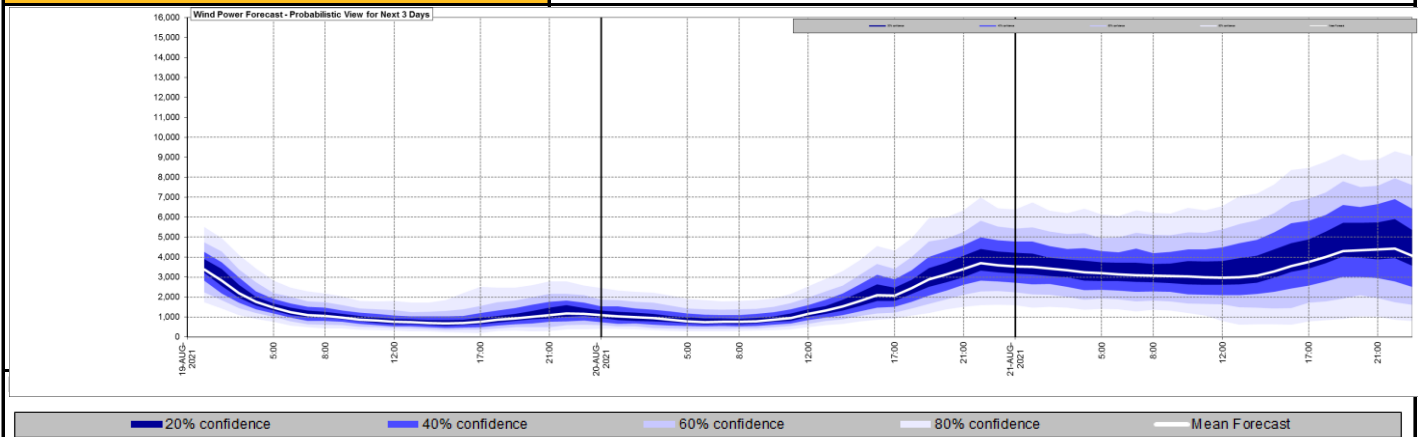


| Yesterday's Market Summary | |
|---------------------------------------|------------------------|
| Cash out price (Max) | £156.00/MWh (SP 23) |
| Cash Out Price (Min) | £ 35.11/MWh (SP 28-29) |
| Peak Demand Yesterday | 32,361MW |

Interconnectors
Net Transfer Capacity (MWs)

| Today | Import | Export | |
|--------------------------|--------|--------|-----------------|
| Netherlands (BritNed) | 1100 | 1133 | Fully Available |
| France (IFA) | 2000 | 2000 | Fully Available |
| France (IFA2) | 1014 | 1014 | Fully Available |
| Belgium (Nemo) | 1020 | 1020 | Fully Available |
| Ireland (EWIC) | 500 | 530 | Fully Available |
| Northern Ireland (MOYLE) | 500 | 500 | Fully Available |

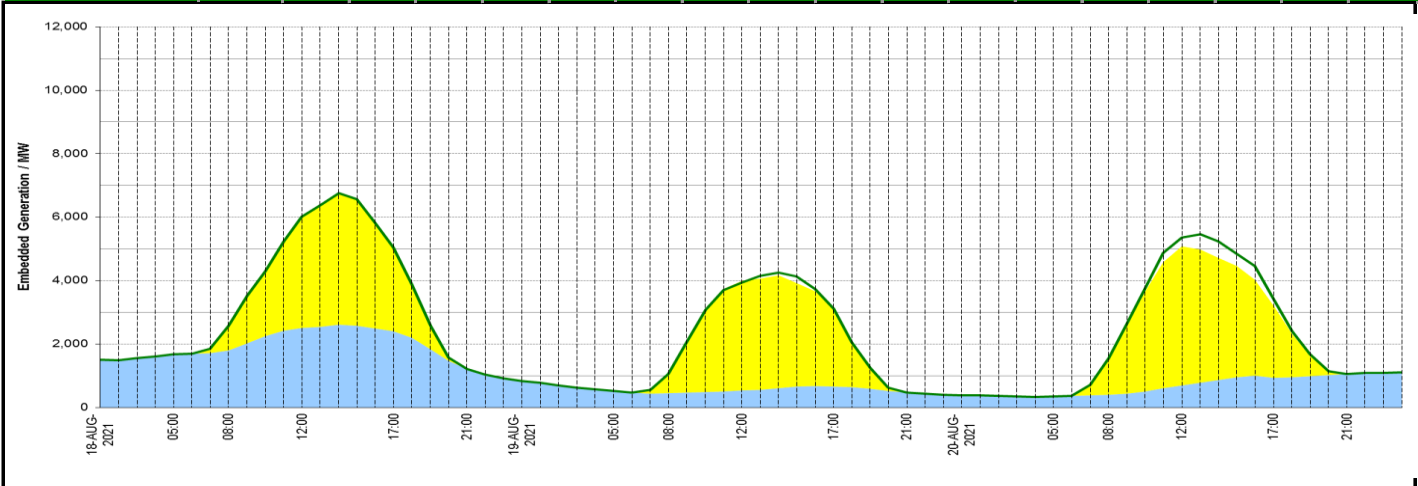
Wind Power Forecast



Expected embedded generation (MWs)

Embedded Generation Forecast

| | 18-AUG-2021 | | | | | 19-AUG-2021 | | | | | 20-AUG-2021 | | | | | | |
|-------------------|-------------|-------------|-------------|-------------|-------------|-------------|------------|-------------|-------------|-------------|-------------|------------|------------|-------------|-------------|-------------|-------------|
| | 05:00 | 08:00 | 12:00 | 17:00 | 21:00 | 00:00 | 05:00 | 08:00 | 12:00 | 17:00 | 21:00 | 00:00 | 05:00 | 08:00 | 12:00 | 17:00 | 21:00 |
| Solar (MW) | 0 | 786 | 3510 | 2640 | 3 | 0 | 0 | 575 | 3461 | 2453 | 0 | 0 | 0 | 1160 | 4394 | 2271 | 0 |
| Wind (MW) | 1670 | 1794 | 2498 | 2402 | 1211 | 825 | 514 | 452 | 533 | 655 | 470 | 388 | 341 | 402 | 688 | 939 | 1052 |
| STOR (MW) | 0 | 0 | 0 | 0 | 0 | 0 | 0 | 0 | 0 | 0 | 0 | 0 | 0 | 0 | 0 | 0 | 0 |
| Total (MW) | 1670 | 2580 | 6008 | 5042 | 1214 | 825 | 514 | 1059 | 3940 | 3102 | 470 | 388 | 341 | 1556 | 5359 | 3421 | 1052 |



| Weather | Source | Commentary |
|---|---|--|
| Latest forecast (Summary) | Met Office SEPA Natural Resources Wales | <p>Today: Many places starting cloudy, with a little rain in places, though northern Scotland brighter. While some places brighten up, scattered heavy showers are likely for parts of Wales, then some central areas of England, perhaps thundery. Temperatures slightly below average.</p> <p>Tonight: Evening showers in central and eastern England fading, with many areas dry but rather cloudy. Still a few areas of mainly light rain, mainly in the west and north.</p> |
| General Weather Concerns e.g. wind, rain, snow, flooding, GB Weather Warnings | Met Office Weather SEPA Natural Resources Wales | <p>No weather warnings are in force for the UK</p> <p>Flood Warnings: 0 Flood Warnings and 0 Flood Alerts issued for England. 0 Flood Warnings and 0 Flood Alerts issued for Scotland. 0 Flood Warnings and 0 Flood Alerts issued for Wales.</p> |

Contains public sector information licensed under the Open Government Licence v1.0

| Further Information | |
|----------------------------|---|
| BM Reports | https://www.bmreports.com |
| System Balancing Reports | https://www.nationalgrideso.com/balancing-data/system-balancing-reports |
| Forecast Volumes and Costs | https://www.nationalgrideso.com/balancing-data/forecast-volumes-and-costs |
| NGESO Insights | https://www.nationalgrideso.com/insights |