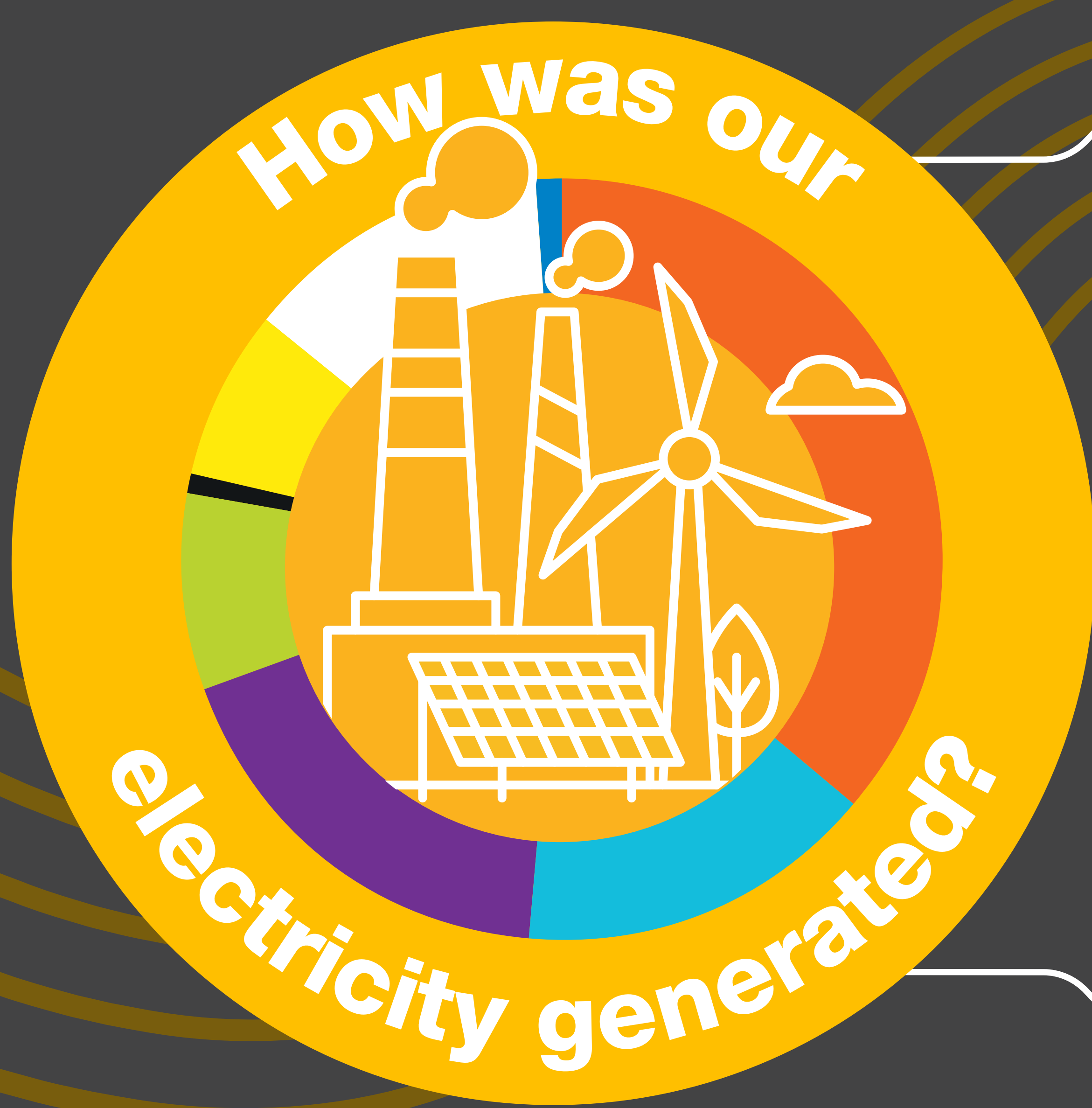



Britain's Electricity Explained: June 2021

nationalgridESO



Gas	36%
Wind	15%
Nuclear	18%
Biomass	8%
Coal	1%
Solar	7%
Imports	13%
Hydro	1%

Zero carbon



42% of electricity came from zero carbon sources
66.76% peak zero carbon share

Carbon intensity



170 gCO₂/kWh average



Greenest time of the month
 3.00am on 14th June

Coal



1% use this month

This time **5 years ago** coal usage was **19%**

Imports & exports

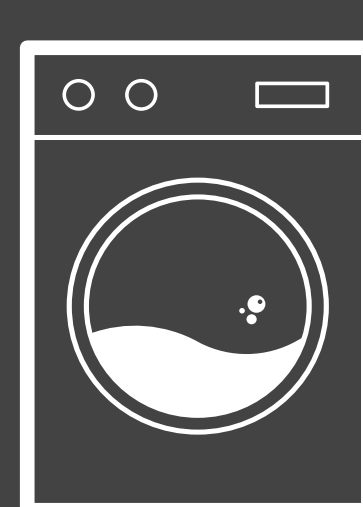


Energy in
5483 GWh



Energy out
159 GWh

Demand



20 TWh run through network (that's 20 billion washing machine cycles).
 Peak demand time was 4.30pm on 21st June.

View in real-time



To view our data in real-time, please download the ESO app for Apple or Android. Or visit carbonintensity.org.uk