

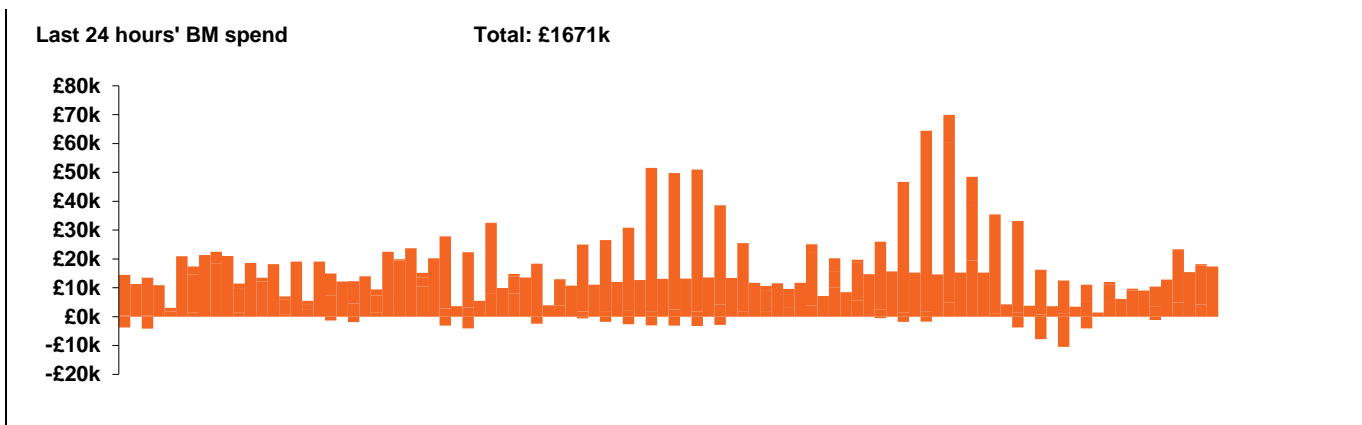
**National Electricity
Transmission System Status Report**



National Electricity Transmission System Status Report
Monday 19 October 2020

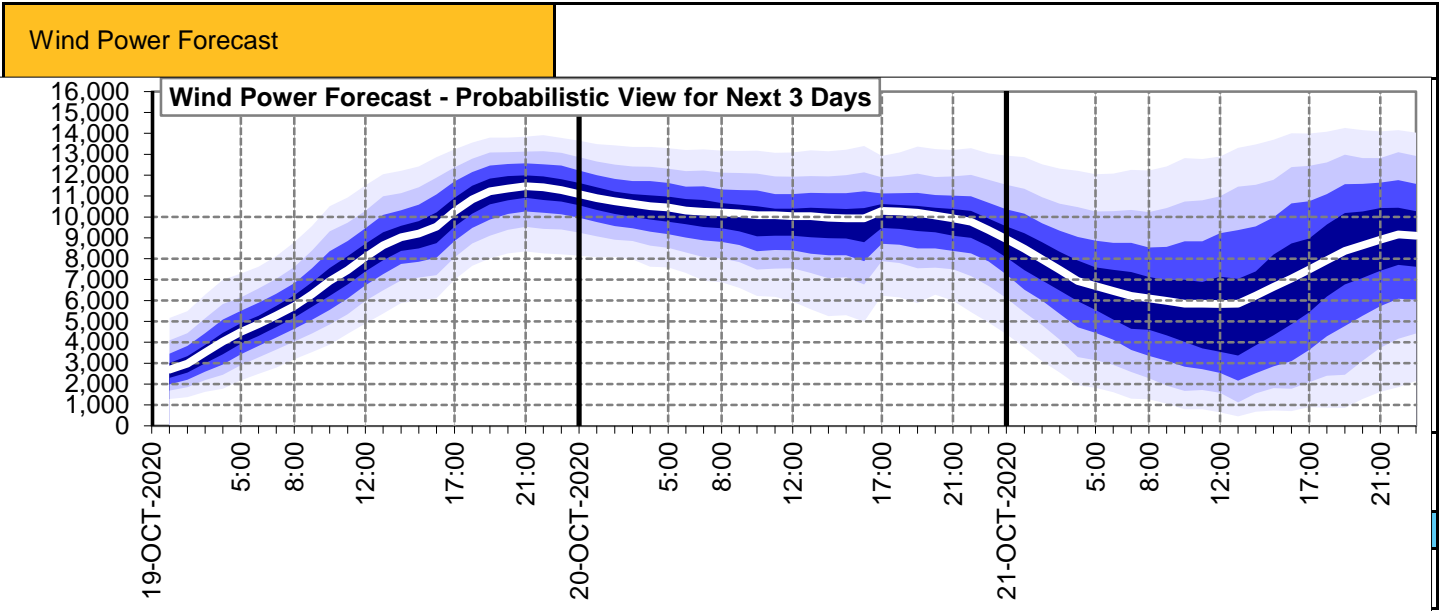
| Today's High Level Risk Status Forecast for the next 24h | | | |
|--|--|----------------|--|
| General Status | | Voltage | |
| Demand | | System Inertia | |
| System Margins | | Weather | |
| Generation | | Transmission | |
| Active Constraints | | | |

| | | |
|---|--------------|---------|
| Today's Minimum De-Rated Margin | 6043(SP 18) | |
| System Warnings | None | |
| Current BMU Largest Loss Risk | Generation | 1260 MW |
| | Demand | 560 MW |

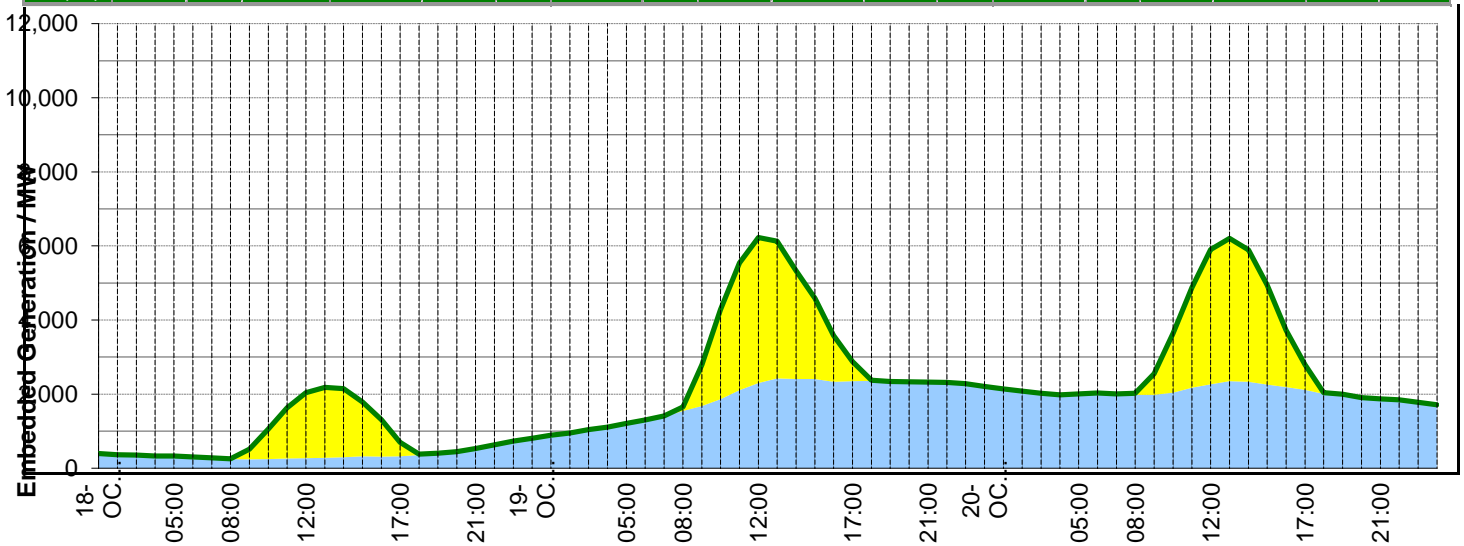


| Yesterday's Market Summary | |
|---------------------------------------|----------------|
| Cash out price (Max) | £75 (SP37) |
| Cash Out Price (Min) | £15.25 (SP 15) |
| Peak Demand Yesterday | 38,210 MW |

| Interconnectors Net Transfer Capacity (MWs) | | | |
|--|--------|--------|-----------------|
| Today | Import | Export | |
| Netherlands (BritNed) | 1133 | 1100 | Fully available |
| France (IFA) | 1000 | 1000 | Planned Outage |
| Belgium (Nemo) | 1013 | 1013 | Fully available |
| Ireland (EWIC) | 530 | 530 | Fully available |
| Northern Ireland (MOYLE) | 500 | 500 | Fully available |



| | 18-OCT-2020 | | | | | 19-OCT-2020 | | | | | 20-OCT-2020 | | | | | | |
|------------|-------------|-------|-------|-------|-------|-------------|-------|-------|-------|-------|-------------|-------|-------|-------|-------|-------|-------|
| | 05:00 | 08:00 | 12:00 | 17:00 | 21:00 | 00:00 | 05:00 | 08:00 | 12:00 | 17:00 | 21:00 | 00:00 | 05:00 | 08:00 | 12:00 | 17:00 | 21:00 |
| Solar (MW) | 0 | 7 | 1770 | 376 | 0 | 0 | 0 | 111 | 3927 | 526 | 0 | 0 | 0 | 37 | 3639 | 676 | 0 |
| Wind (MW) | 333 | 247 | 271 | 324 | 532 | 807 | 1206 | 1543 | 2299 | 2351 | 2325 | 2205 | 2007 | 1982 | 2263 | 2118 | 1870 |
| STOR (MW) | 0 | 0 | 0 | 0 | 0 | 0 | 0 | 0 | 0 | 0 | 0 | 0 | 0 | 0 | 0 | 0 | 0 |
| Total (MW) | 333 | 254 | 2041 | 700 | 532 | 807 | 1206 | 1654 | 6226 | 2877 | 2325 | 2205 | 2007 | 2019 | 5902 | 2794 | 1870 |



| Weather | Source | Commentary |
|--|--|--|
| <p>Latest forecast (Summary)</p> | <p>Met Office SEPA Natural Resources Wales</p> | <p>Today: Northern and much of western UK cloudy with spells of rain. Some heavy rain in the north with western Scotland seeing the heaviest and most persistent rain. Dry and brighter over eastern and southern England. Turning windier.</p> |
| | | <p>Tonight: Further rain, heavy at times, in the north. Further south most areas will see some rain for a time during the early hours. Windy with gales in the far west.</p> |
| <p>General Weather Concerns e.g. wind, rain, snow, flooding, GB Weather Warnings</p> | <p>Met Office Weather Warnings SEPA Natural Resources Wales</p> | <p>Weather Warnings: No warnings in place</p> <p>Flood Warnings: 3 flood warnings currently in force for England 0 flood warning currently in force for Scotland 4 flood warnings are currently in force for Wales</p> |
| Further Information | | |
| <p>BM Reports</p> | <p>https://www.bmreports.com</p> | |
| <p>System Balancing Reports</p> | <p>https://www.nationalgrideso.com/balancing-data/system-balancing-reports</p> | |
| <p>Forecast Volumes and Costs</p> | <p>https://www.nationalgrideso.com/balancing-data/forecast-volumes-and-costs</p> | |
| <p>NGESO Insights</p> | <p>https://www.nationalgrideso.com/insights</p> | |