

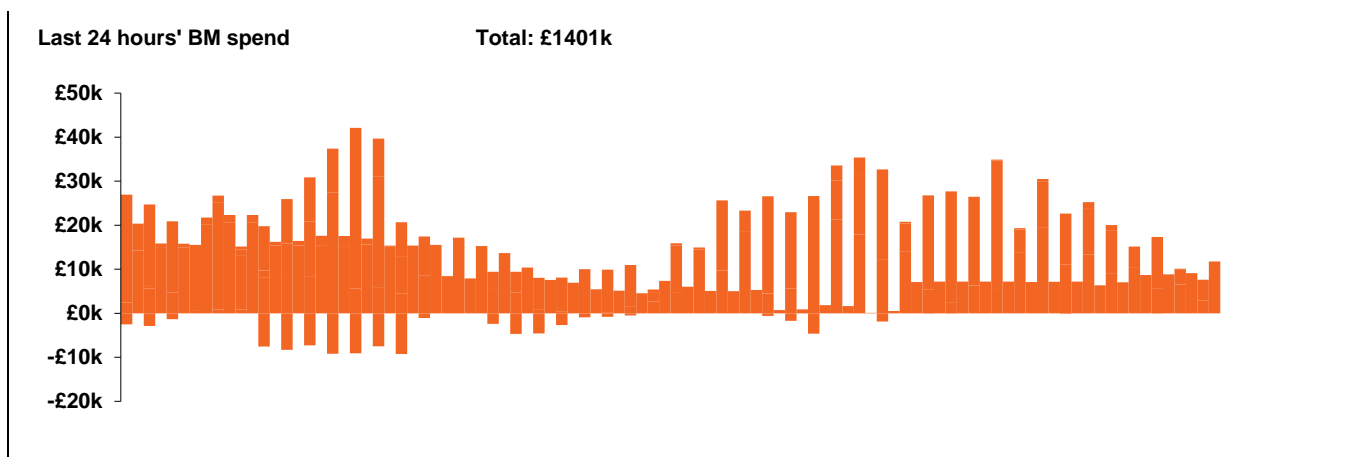
**National Electricity  
Transmission System Status Report**



**National Electricity Transmission System Status Report**  
Monday 12 October 2020

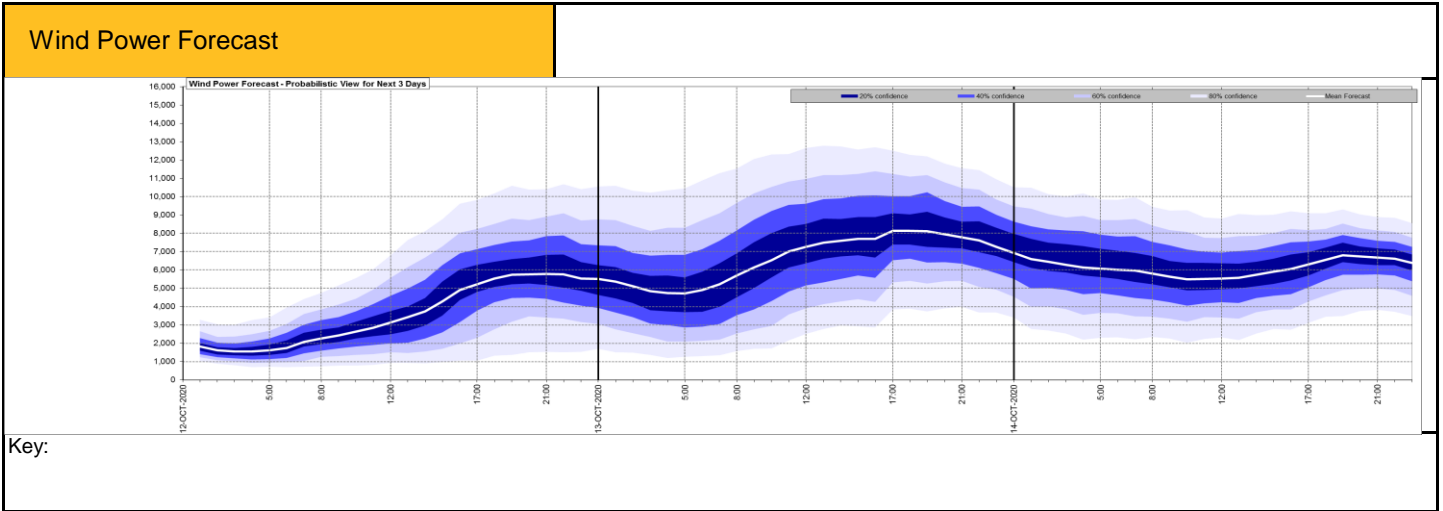
Today's High Level Risk Status Forecast for the next 24h			
General Status		Voltage	
Demand		System Inertia	
System Margins		Weather	
Generation		Transmission	
Active Constraints			

<a href="#">Today's Minimum De-Rated Margin</a>	2673.65 (SP 38)	
<a href="#">System Warnings</a>	None	
Current BMU Largest Loss Risk	Generation	1260 MW
	Demand	825 MW



Yesterday's Market Summary	
<a href="#">Cash out price (Max)</a>	£66.00 (SP 36-39 & 42)
<a href="#">Cash Out Price (Min)</a>	£8.05 (SP 29)
<a href="#">Peak Demand Yesterday</a>	37,098 MW

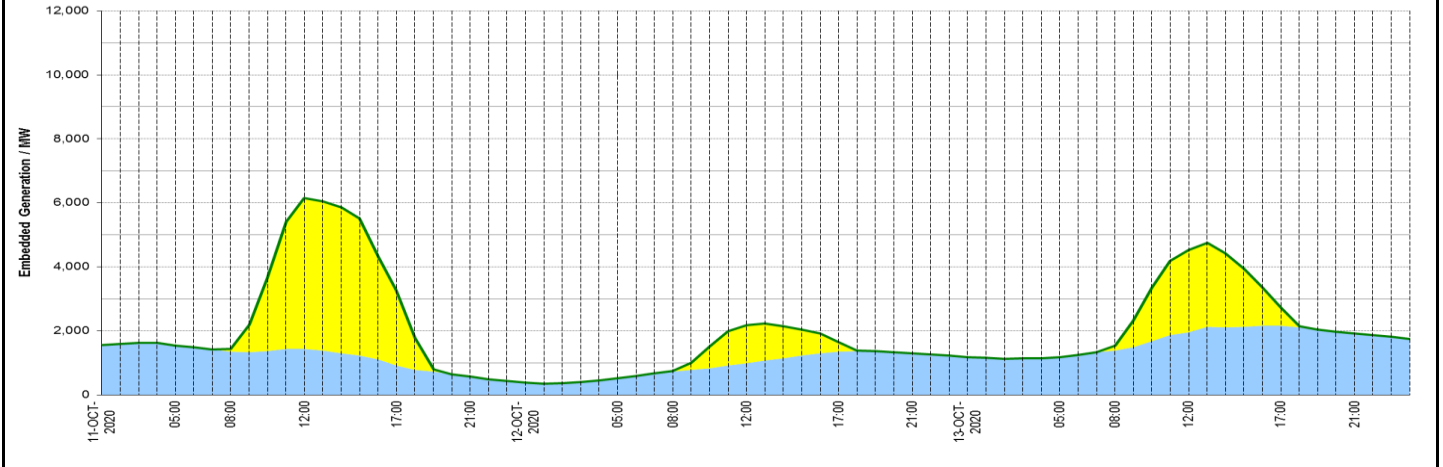
Interconnectors Net Transfer Capacity (MWs)			
Today	Import	Export	
Netherlands (BritNed)	1133	1100	Fully available
France (IFA)	1000	1000	Planned Outage
Belgium (Nemo)	1013	1013	Fully available
Ireland (EWIC)	530	530	Fully available
Northern Ireland (MOYLE)	500	500	Fully available



### Expected embedded generation (MWs)

#### Embedded Generation Forecast

	11-OCT-2020					12-OCT-2020					13-OCT-2020						
	0	85	4711	2351	0	0	0	22	1198	284	0	0	0	164	2571	581	0
Solar (MW)	1537	1353	1431	922	564	385	512	727	979	1350	1297	1180	1176	1379	1960	2156	1921
Wind (MW)	0	0	0	0	0	0	0	0	0	0	0	0	0	0	0	0	0
STOR (MW)	0	0	0	0	0	0	0	0	0	0	0	0	0	0	0	0	0
<b>Total (MW)</b>	<b>1722</b>	<b>1946</b>	<b>5750</b>	<b>3731</b>	<b>1747</b>	<b>1707</b>	<b>1580</b>	<b>1672</b>	<b>6513</b>	<b>2293</b>	<b>531</b>	<b>384</b>	<b>518</b>	<b>809</b>	<b>2235</b>	<b>1464</b>	<b>1198</b>



Weather	Source	Commentary
<p>Latest forecast (Summary)</p>	<p><a href="#">Met Office</a> <a href="#">SEPA</a> <a href="#">Natural Resources Wales</a></p>	<p><b>Today:</b> Rain slowly moving eastwards bringing a damp, and chilly day for many though eastern England starting dry. Brightening up for western parts with some sunshine but also showers to end the day</p>
		<p><b>Tonight:</b> Heavy showers along the western side, perhaps dying out in the northwest later. Eastern areas staying mostly cloudy and damp with the chance of heavier rain. Chilly and murky between.</p>
<p>General Weather Concerns e.g. wind, rain, snow, flooding, GB Weather Warnings</p>	<p><a href="#">Met Office Weather Warnings</a>  <a href="#">SEPA</a> <a href="#">Natural Resources Wales</a></p>	<p><b>Weather Warnings:</b> No warnings in place</p> <p><b>Flood Warnings:</b> 0 flood alerts currently in force for England 0 flood warning currently in force for Scotland 0 flood warnings are currently in force for Wales</p>
Further Information		
<p>BM Reports</p>	<p><a href="https://www.bmreports.com">https://www.bmreports.com</a></p>	
<p>System Balancing Reports</p>	<p><a href="https://www.nationalgrideso.com/balancing-data/system-balancing-reports">https://www.nationalgrideso.com/balancing-data/system-balancing-reports</a></p>	
<p>Forecast Volumes and Costs</p>	<p><a href="https://www.nationalgrideso.com/balancing-data/forecast-volumes-and-costs">https://www.nationalgrideso.com/balancing-data/forecast-volumes-and-costs</a></p>	
<p>NGESO Insights</p>	<p><a href="https://www.nationalgrideso.com/insights">https://www.nationalgrideso.com/insights</a></p>	