

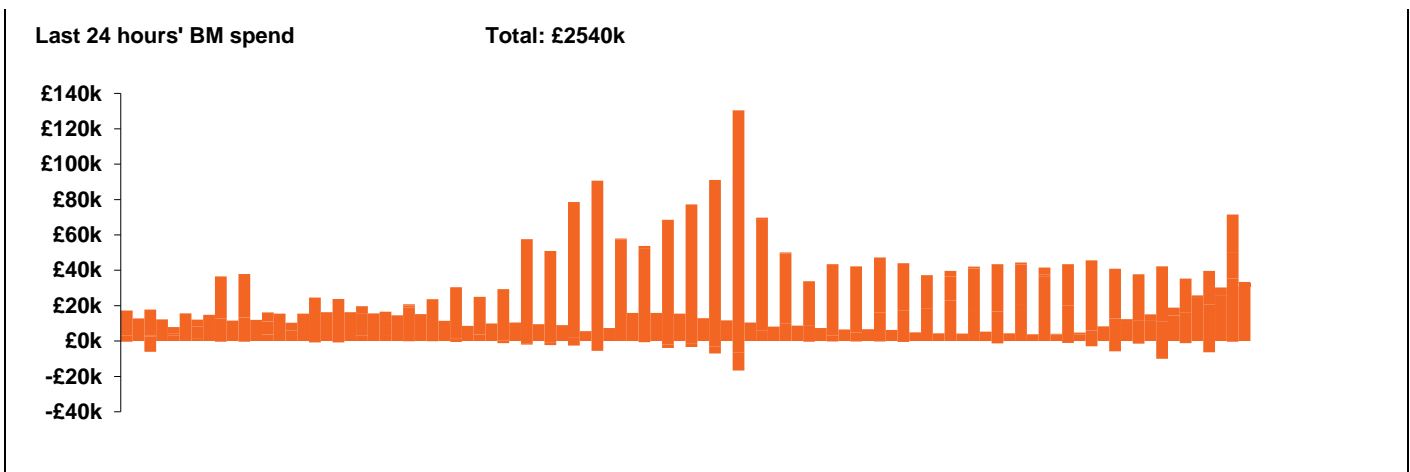
**National Electricity
Transmission System Status Report**



National Electricity Transmission System Status Report
Sunday 04 October 2020

| Today's High Level Risk Status Forecast for the next 24h | | | |
|--|--|----------------|--|
| General Status | | Voltage | |
| Demand | | System Inertia | |
| System Margins | | Weather | |
| Generation | | Transmission | |
| Active Constraints | | | |

| | | |
|---|--------------|---------|
| Today's Minimum De-Rated Margin | 5783 (SP 39) | |
| System Warnings | None | |
| Current BMU Largest Loss Risk | Generation | 1260 MW |
| | Demand | 825 MW |

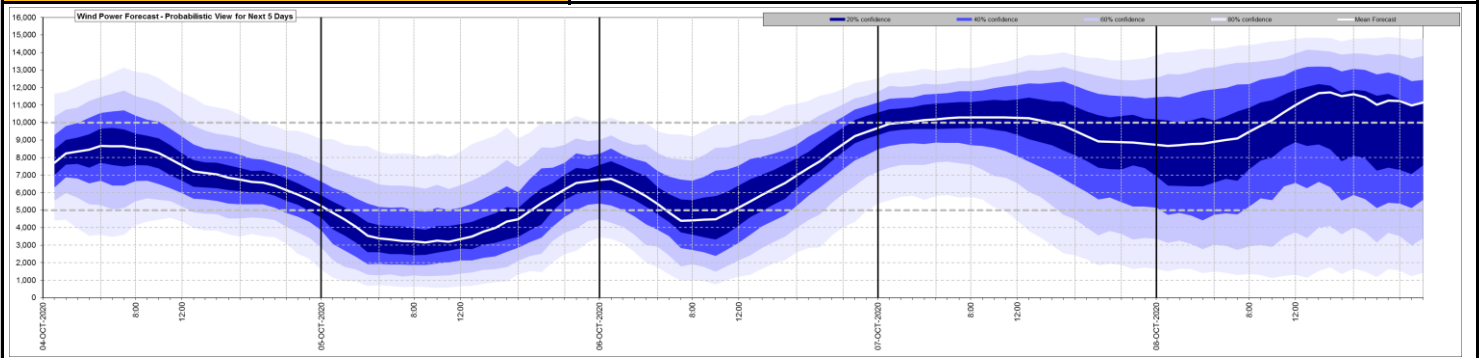


| Yesterday's Market Summary | |
|---------------------------------------|----------------|
| Cash out price (Max) | £75.50 (SP 27) |
| Cash Out Price (Min) | £0.50 (SP 48) |
| Peak Demand Yesterday | 33957 MW |

Interconnectors
Net Transfer Capacity (MWs)

| Today | Import | Export | |
|--------------------------|--------|--------|-----------------|
| Netherlands (BritNed) | 1133 | 1100 | Fully available |
| France (IFA) | 2000 | 2000 | Fully available |
| Belgium (Nemo) | 1013 | 1013 | Fully available |
| Ireland (EWIC) | 530 | 530 | Fully available |
| Northern Ireland (MOYLE) | 500 | 500 | Fully available |

Wind Power Forecast

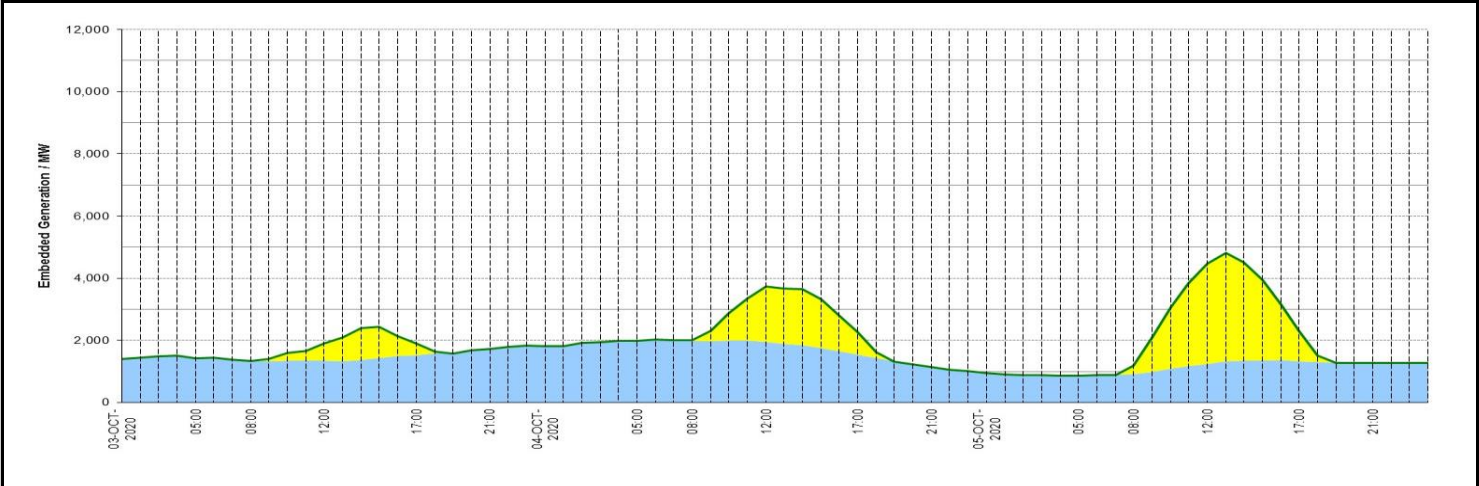


Key:

Expected embedded generation (MWs)

Embedded Generation Forecast

| | 03-OCT-2020 | | | | | 04-OCT-2020 | | | | | 05-OCT-2020 | | | | | | |
|-------------------|-------------|-------|-------|-------|-------|-------------|-------|-------|-------|-------|-------------|-------|-------|-------|-------|-------|-------|
| | 05:00 | 08:00 | 12:00 | 17:00 | 21:00 | 00:00 | 05:00 | 08:00 | 12:00 | 17:00 | 21:00 | 00:00 | 05:00 | 08:00 | 12:00 | 17:00 | 21:00 |
| Solar (MW) | 0 | 2 | 560 | 376 | 0 | 0 | 0 | 25 | 1766 | 704 | 0 | 0 | 0 | 283 | 3217 | 981 | 0 |
| Wind (MW) | 1435 | 1333 | 1345 | 1532 | 1722 | 1808 | 1992 | 1979 | 1963 | 1553 | 1133 | 954 | 853 | 908 | 1241 | 1324 | 1276 |
| STOR (MW) | 0 | 0 | 0 | 0 | 0 | 0 | 0 | 0 | 0 | 0 | 0 | 0 | 0 | 0 | 0 | 0 | 0 |
| Total (MW) | 1435 | 1335 | 1905 | 1908 | 1722 | 1808 | 1992 | 2004 | 3729 | 2257 | 1133 | 954 | 853 | 1191 | 4458 | 2305 | 1276 |



| Weather | Source | Commentary |
|---|--|---|
| <p>Latest forecast (Summary)</p> | <p>Met Office SEPA Natural Resources Wales</p> | <p>Today: Rain gradually easing for many today though remaining wet over Northern Ireland and southern England. Becoming brighter for northern England and much of Scotland though with some showers. Cold in the south.</p> |
| | | <p>Tonight: Showers for eastern Scotland and northern England with some rain for the west of Northern Ireland, the southwest of England and south Wales. Otherwise mostly dry</p> |
| <p>General Weather Concerns e.g. wind, rain, snow, flooding, GB Weather Warnings</p> | <p>Met Office Weather Warnings SEPA Natural Resources Wales</p> | <p>Weather Warnings: 2 Amber warnings for rain in North West England, South West England, Wales, West Midlands, London & South East England Central, Tayside & Fife, Grampian 2 Yellow warnings for Central, Tayside & Fife, East Midlands, Grampian, Highlands & Eilean Siar, London & South East England, North East England, North West England, Orkney & Shetland, SW Scotland, Lothian Borders, South West England, Strathclyde, Wales, West Midlands, Yorkshire & Humber and Northern Ireland</p> <p>Flood Warnings: 9 flood warnings currently in force for England 28 flood warnings currently in force for Scotland No flood warnings are currently in force for Wales</p> |
| Further Information | | |
| <p>BM Reports</p> | <p>https://www.bmreports.com</p> | |
| <p>System Balancing Reports</p> | <p>https://www.nationalgrideso.com/balancing-data/system-balancing-reports</p> | |
| <p>Forecast Volumes and Costs</p> | <p>https://www.nationalgrideso.com/balancing-data/forecast-volumes-and-costs</p> | |
| <p>NGESO Insights</p> | <p>https://www.nationalgrideso.com/insights</p> | |