

**National Electricity
Transmission System Status Report**

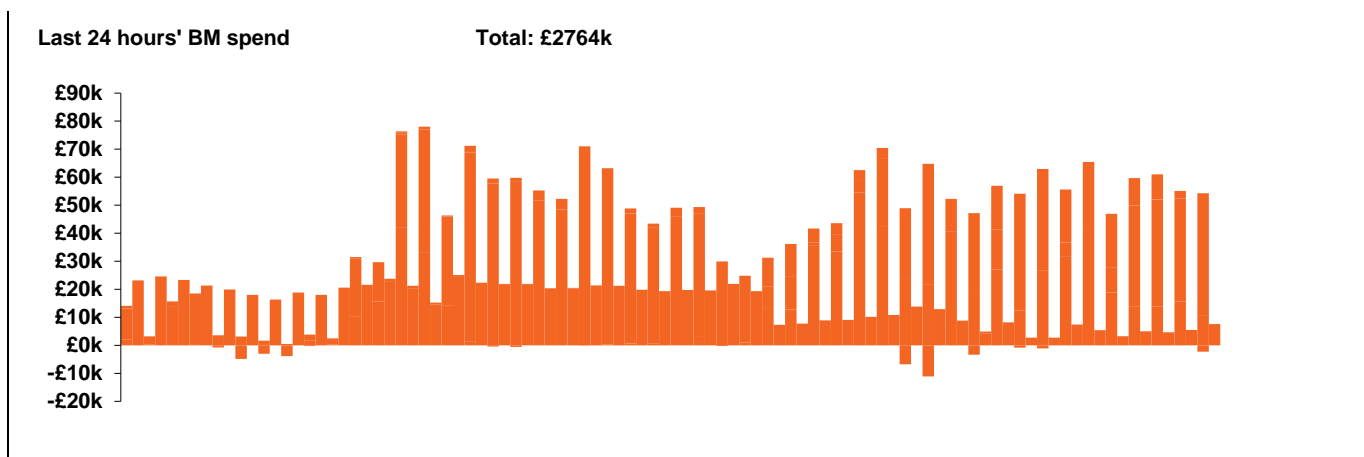


national**grid**ESO

National Electricity Transmission System Status Report
Tuesday 29 September 2020

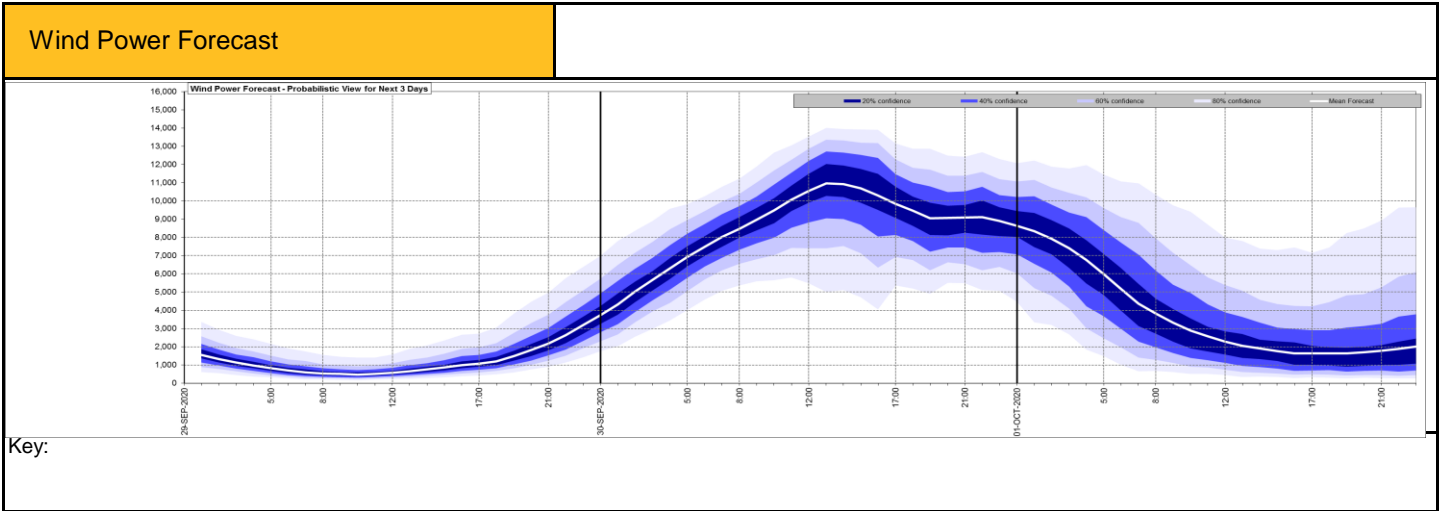
| Today's High Level Risk Status Forecast for the next 24h | | | |
|--|--|----------------|--|
| General Status | | Voltage | |
| Demand | | System Inertia | |
| System Margins | | Weather | |
| Generation | | Transmission | |
| Active Constraints | | | |

| | | |
|---|-----------------|---------|
| Today's Minimum De-Rated Margin | -823.08 (SP 40) | |
| System Warnings | None | |
| Current BMU Largest Loss Risk | Generation | 1260 MW |
| | Demand | 560 MW |



| Yesterday's Market Summary | |
|---------------------------------------|-----------------|
| Cash out price (Max) | £118.34 (SP 36) |
| Cash Out Price (Min) | £12.30 (SP 7-9) |
| Peak Demand Yesterday | 38,436 MW |

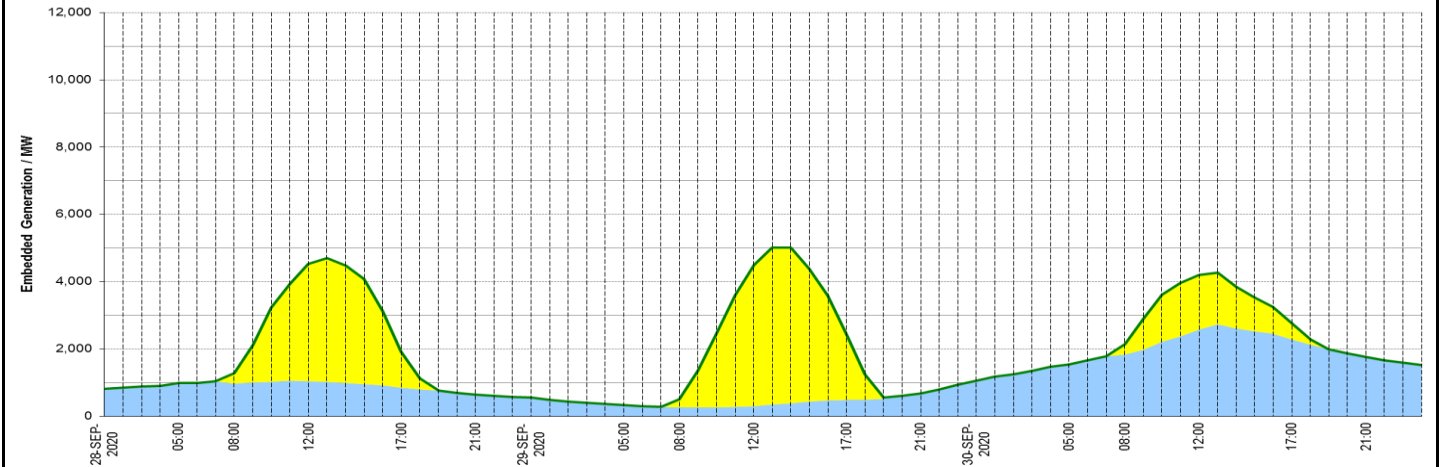
| Interconnectors Net Transfer Capacity (MWs) | | | |
|--|--------|--------|-----------------|
| Today | Import | Export | |
| Netherlands (BritNed) | 1133 | 1100 | Fully available |
| France (IFA) | 2000 | 2000 | Fully available |
| Belgium (Nemo) | 1013 | 1013 | Fully available |
| Ireland (EWIC) | 530 | 530 | Fully available |
| Northern Ireland (MOYLE) | 500 | 500 | Fully available |



Expected embedded generation (MWs)

Embedded Generation Forecast

| | 28-SEP-2020 | | | | | 29-SEP-2020 | | | | | | 30-SEP-2020 | | | | | |
|-------------------|-------------|-------------|-------------|-------------|------------|-------------|------------|------------|-------------|-------------|------------|-------------|-------------|-------------|-------------|-------------|-------------|
| | 05:00 | 08:00 | 12:00 | 17:00 | 21:00 | 00:00 | 05:00 | 08:00 | 12:00 | 17:00 | 21:00 | 00:00 | 05:00 | 08:00 | 12:00 | 17:00 | 21:00 |
| Solar (MW) | 0 | 300 | 3490 | 1070 | 0 | 0 | 0 | 242 | 4191 | 1942 | 0 | 0 | 0 | 320 | 1635 | 491 | 0 |
| Wind (MW) | 984 | 976 | 1045 | 850 | 639 | 553 | 325 | 258 | 304 | 483 | 683 | 1054 | 1544 | 1829 | 2570 | 2276 | 1756 |
| STOR (MW) | 0 | 0 | 0 | 0 | 0 | 0 | 0 | 0 | 0 | 0 | 0 | 0 | 0 | 0 | 0 | 0 | 0 |
| Total (MW) | 984 | 1276 | 4535 | 1920 | 639 | 553 | 325 | 500 | 4495 | 2425 | 683 | 1054 | 1544 | 2149 | 4205 | 2767 | 1756 |



| Weather | Source | Commentary |
|--|--|--|
| <p>Latest forecast (Summary)</p> | <p>Met Office SEPA Natural Resources Wales</p> | <p>Today: Patchy light rain and drizzle may be slow to clear eastern England. Mostly dry elsewhere with sunny spells, through a few showers across northwestern parts where winds will freshen later.</p> |
| | | <p>Tonight: Cloud, wind and wind spreading into western areas overnight. Mainly dry with clear periods in central and eastern areas. A few mist and fog patches likely, especially across southeast UK.</p> |
| <p>General Weather Concerns e.g. wind, rain, snow, flooding, GB Weather Warnings</p> | <p>Met Office Weather Warnings SEPA Natural Resources Wales</p> | <p>Weather Warnings: No Weather Warnings issued.</p> <p>Flood Warnings: No flood warnings are currently in force</p> |
| Further Information | | |
| <p>BM Reports</p> | <p>https://www.bmreports.com</p> | |
| <p>System Balancing Reports</p> | <p>https://www.nationalgrideso.com/balancing-data/system-balancing-reports</p> | |
| <p>Forecast Volumes and Costs</p> | <p>https://www.nationalgrideso.com/balancing-data/forecast-volumes-and-costs</p> | |
| <p>NGESO Insights</p> | <p>https://www.nationalgrideso.com/insights</p> | |