

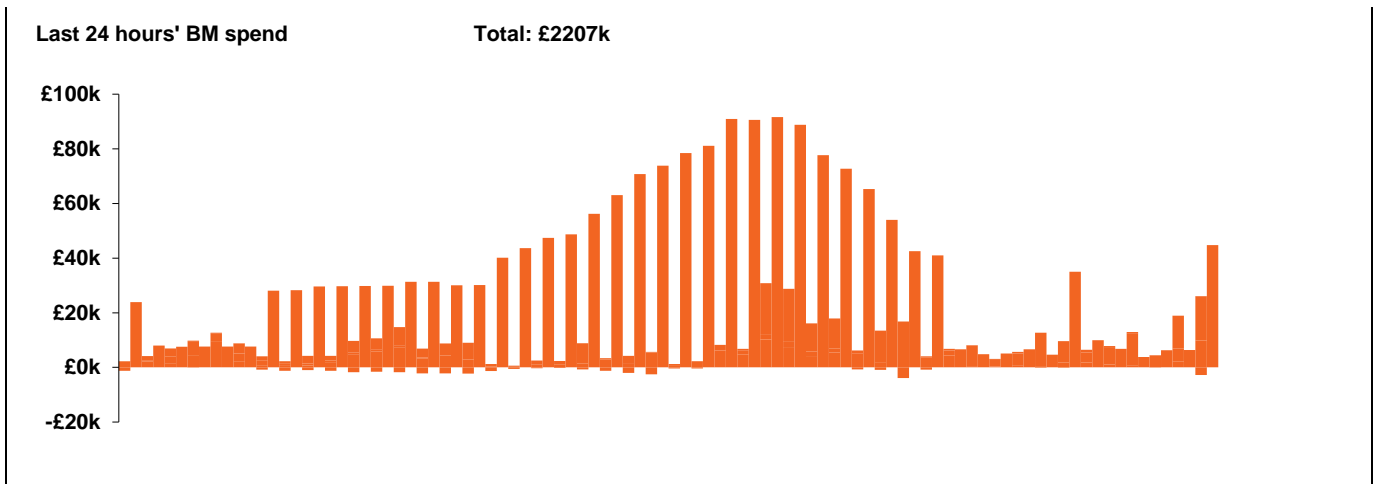
**National Electricity
Transmission System Status Report**



National Electricity Transmission System Status Report
Sunday 31 May 2020

| Today's High Level Risk Status Forecast for the next 24h | | | |
|--|--|----------------|--|
| General Status | | Voltage | |
| Demand | | System Inertia | |
| System Margins | | Weather | |
| Generation | | Transmission | |
| Active Constraints | | | |

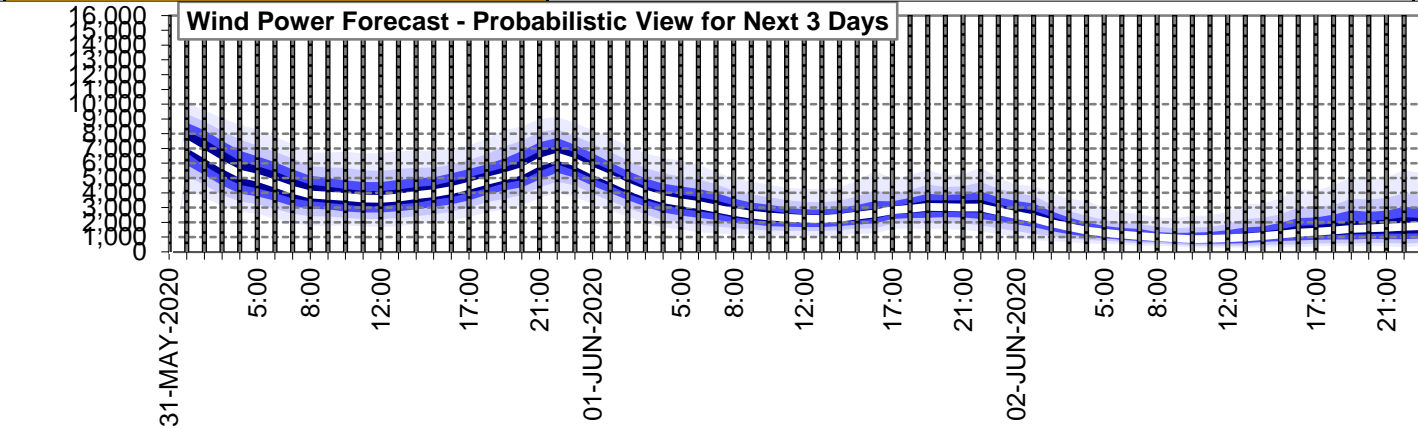
| | | |
|---|--------------|--------|
| Today's Minimum De-Rated Margin | 11023(SP 38) | |
| System Warnings | None | |
| Current BMU Largest Loss Risk | Generation | 800 MW |
| | Demand | 560 MW |



| Yesterday's Market Summary | |
|---------------------------------------|-------------------|
| Cash out price (Max) | £43.50 (SP 37,38) |
| Cash Out Price (Min) | £0.50 (SP 25,26) |
| Peak Demand Yesterday | 24297 MW |

| Interconnectors Net Transfer Capacity (MWs) | | | |
|--|--------|--------|-----------------|
| Today | Import | Export | |
| Netherlands (BritNed) | 1100 | 1133 | Fully available |
| France (IFA) | 2000 | 2000 | Fully available |
| Belgium (Nemo) | 1013 | 1013 | Fully Available |
| Ireland (EWIC) | 500 | 530 | Fully Available |
| Northern Ireland (MOYLE) | 500 | 500 | Fully Available |

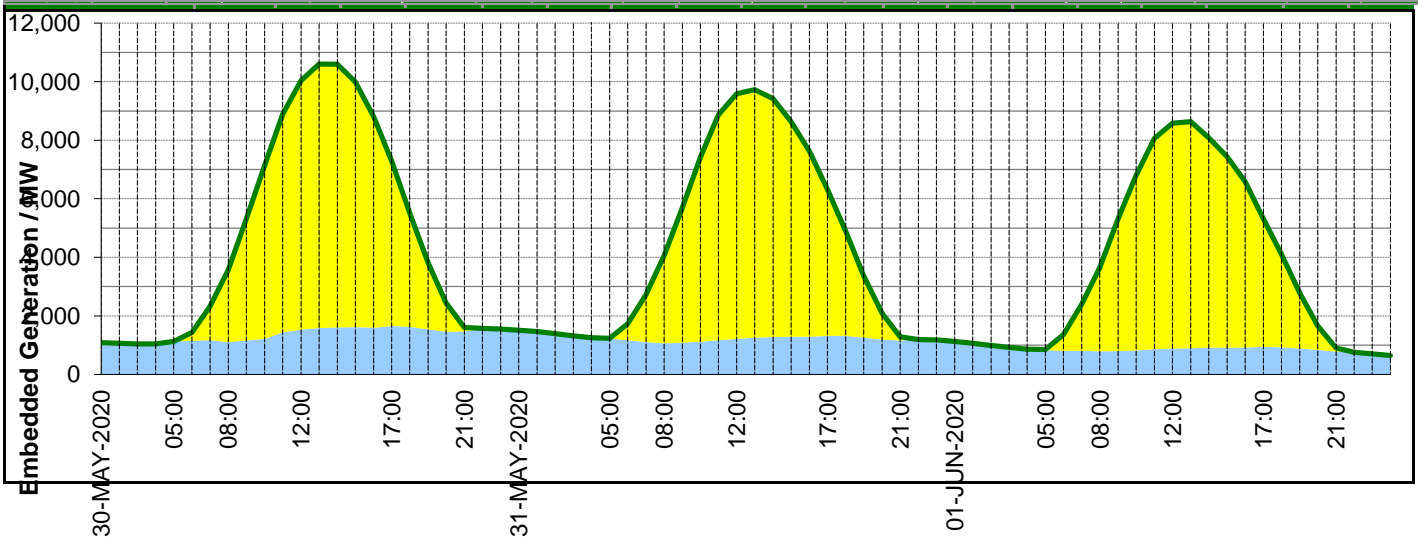
Wind Power Forecast



Expected embedded generation (MWs)

Embedded Generation Forecast

| | 30-MAY-2020 | | | | | 31-MAY-2020 | | | | | | 01-JUN-2020 | | | | | |
|-------------------|-------------|-------------|--------------|-------------|-------------|-------------|-------------|-------------|-------------|-------------|-------------|-------------|------------|-------------|-------------|-------------|------------|
| | 05:00 | 08:00 | 12:00 | 17:00 | 21:00 | 00:00 | 05:00 | 08:00 | 12:00 | 17:00 | 21:00 | 00:00 | 05:00 | 08:00 | 12:00 | 17:00 | 21:00 |
| Solar (MW) | 2 | 2470 | 8510 | 5640 | 132 | 0 | 15 | 2985 | 8379 | 5012 | 133 | 0 | 17 | 2868 | 7696 | 4368 | 130 |
| Wind (MW) | 1123 | 1104 | 1526 | 1653 | 1471 | 1506 | 1219 | 1065 | 1214 | 1314 | 1156 | 1128 | 831 | 787 | 884 | 945 | 774 |
| STOR (MW) | 0 | 0 | 0 | 0 | 0 | 0 | 0 | 0 | 0 | 0 | 0 | 0 | 0 | 0 | 0 | 0 | 0 |
| Total (MW) | 1125 | 3574 | 10036 | 7293 | 1603 | 1506 | 1234 | 4050 | 9593 | 6326 | 1289 | 1128 | 848 | 3655 | 8580 | 5313 | 904 |



| Weather | Source | Commentary |
|--|--|---|
| Latest forecast (Summary) | Met Office SEPA Natural Resources Wales | Today: Most areas will have another fine, dry and bright day with plenty of very warm sunshine. Some coastal areas in northeast England and eastern Scotland cloudier to start with but brightening up later. Breezy in southern English coastal areas. |
| | | Tonight: Most areas will have a mild, dry night with largely clear skies. Some low cloud likely returns to some coastal areas in eastern Scotland and northern England though. |
| General Weather Concerns e.g. wind, rain, snow, flooding, GB Weather Warnings | Met Office Weather Warnings SEPA Natural Resources Wales | UK Weather Warnings None UK Flood Warnings: None |

Contains public sector information licensed under the Open Government Licence v1.0

| Further Information | |
|----------------------------|---|
| BM Reports | https://www.bmreports.com |
| System Balancing Reports | https://www.nationalgrideso.com/balancing-data/system-balancing-reports |
| Forecast Volumes and Costs | https://www.nationalgrideso.com/balancing-data/forecast-volumes-and-costs |
| NGESO Insights | https://www.nationalgrideso.com/insights |