

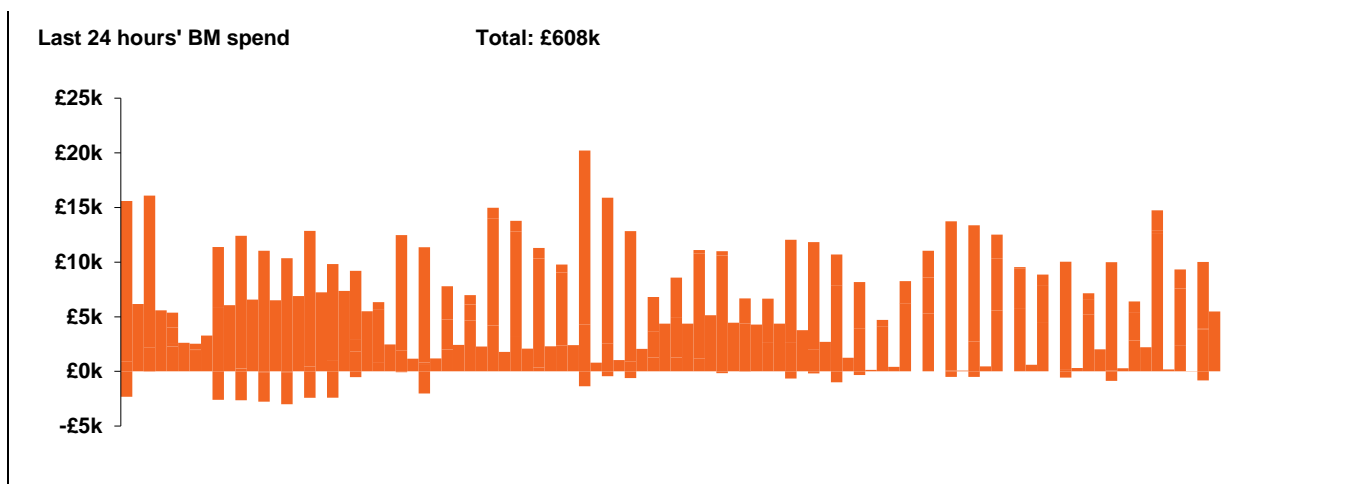
**National Electricity
Transmission System Status Report**



National Electricity Transmission System Status Report
Thursday 28 May 2020

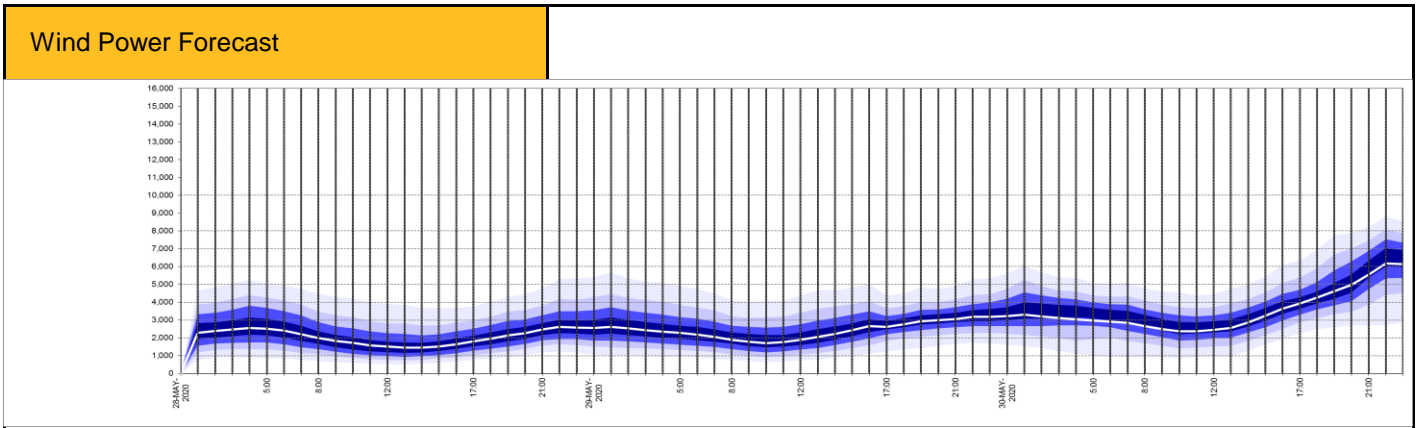
| Today's High Level Risk Status Forecast for the next 24h | | | |
|--|--|----------------|--|
| General Status | | Voltage | |
| Demand | | System Inertia | |
| System Margins | | Weather | |
| Generation | | Transmission | |
| Active Constraints | | | |

| | | |
|---|-----------------|--------|
| Today's Minimum De-Rated Margin | 7499.85 (SP 38) | |
| System Warnings | None | |
| Current BMU Largest Loss Risk | Generation | 800 MW |
| | Demand | 560 MW |



| Yesterday's Market Summary | |
|---------------------------------------|---------------------|
| Cash out price (Max) | £41.99 (SP 26 & 27) |
| Cash Out Price (Min) | £6 (SP 33) |
| Peak Demand Yesterday | 27801 MW |

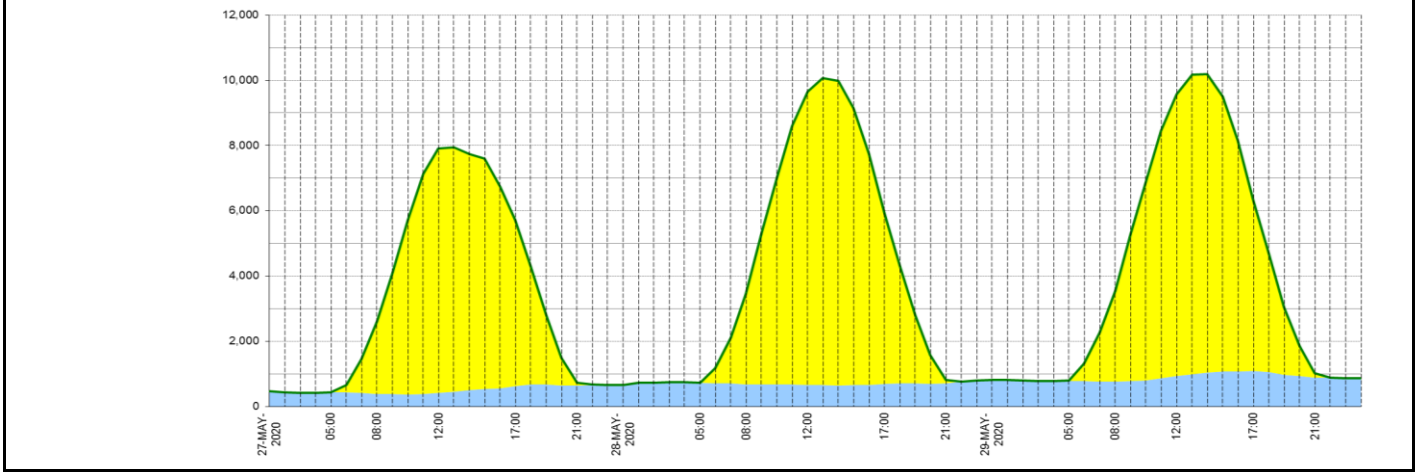
| Interconnectors Net Transfer Capacity (MWs) | | | |
|--|--------|--------|-----------------|
| Today | Import | Export | |
| Netherlands (BritNed) | 1100 | 1133 | Fully available |
| France (IFA) | 2000 | 2000 | Fully available |
| Belgium (Nemo) | 1013 | 1013 | Fully Available |
| Ireland (EWIC) | 500 | 530 | Fully Available |
| Northern Ireland (MOYLE) | 500 | 500 | Fully Available |



Key:

Expected embedded generation (MWs)

| Embedded Generation Forecast | 27-MAY-2020 | | | | | 28-MAY-2020 | | | | | 29-MAY-2020 | | | | | | |
|------------------------------|-------------|-------------|-------------|-------------|------------|-------------|------------|-------------|-------------|-------------|-------------|------------|------------|-------------|-------------|-------------|-------------|
| | 05:00 | 08:00 | 12:00 | 17:00 | 21:00 | 00:00 | 05:00 | 08:00 | 12:00 | 17:00 | 21:00 | 00:00 | 05:00 | 08:00 | 12:00 | 17:00 | 21:00 |
| Solar (MW) | 1 | 2240 | 7510 | 5090 | 85 | 0 | 0 | 2784 | 8991 | 5215 | 106 | 0 | 18 | 2791 | 8632 | 5208 | 137 |
| Wind (MW) | 429 | 375 | 409 | 629 | 642 | 658 | 726 | 672 | 664 | 689 | 712 | 811 | 781 | 754 | 932 | 1093 | 882 |
| STOR (MW) | 0 | 0 | 0 | 0 | 0 | 0 | 0 | 0 | 0 | 0 | 0 | 0 | 0 | 0 | 0 | 0 | 0 |
| Total (MW) | 430 | 2615 | 7919 | 5719 | 727 | 658 | 726 | 3456 | 9655 | 5904 | 818 | 811 | 799 | 3545 | 9564 | 6301 | 1019 |



| Weather | Source | Commentary |
|--|--|---|
| Latest forecast (Summary) | Met Office SEPA Natural Resources Wales | Today: Most areas will have another dry day with plenty of warm sunshine. Cloudier to begin with across northern Scotland, but many parts here improving through the course of the day. |
| | | Tonight: Dry and clear for many, with some patchy low cloud at times in northern Scotland and along North Sea coasts. |
| General Weather Concerns e.g. wind, rain, snow, flooding, GB Weather Warnings | Met Office Weather Warnings SEPA Natural Resources Wales | UK Weather Warnings None UK Flood Warnings: None |

Contains public sector information licensed under the Open Government Licence v1.0

| Further Information | |
|----------------------------|---|
| BM Reports | https://www.bmreports.com |
| System Balancing Reports | https://www.nationalgrideso.com/balancing-data/system-balancing-reports |
| Forecast Volumes and Costs | https://www.nationalgrideso.com/balancing-data/forecast-volumes-and-costs |
| NGESO Insights | https://www.nationalgrideso.com/insights |