

# Britain's Electricity Explained:

## APRIL 2020



**Roisin Quinn**  
Head of National Control


April was an unprecedented month for Great Britain and for our electricity system. And while the lower demand we've seen during lockdown presents a different set of challenges for our control room, it has also been a contributing factor in a record-breaking month for electricity.

As we start May, we're still on a record run for the longest period of coal-free electricity generation in this country. It's now over 24 days since the last coal generator came off the system at midnight on Thursday 9 April. We also saw a new solar generation record of 9.68GW set on the afternoon of Monday 20 April. Although the average share of renewables across the month is similar to March, we saw a higher peak share and a much higher volume of solar – which offers some insight into the central role the weather continues to play in determining Britain's mix of electricity. Frequent sunny and windy spells across the country, along with the change in demand, have all contributed to these latest records throughout April. I've little doubt we'll see more exciting developments like this as the growth and performance of renewables continues to transform our grid at an astonishing rate.

**nationalgrid**ESO



Gas	32.28%	Coal	0.54%
Wind	17.56%	Solar	8.54%
Nuclear	19.93%	Imports	11.41%
Biomass	7.63%	Hydro	1.45%



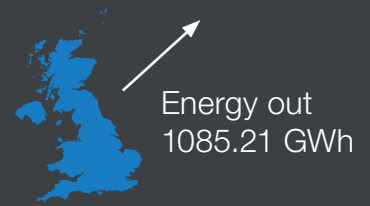
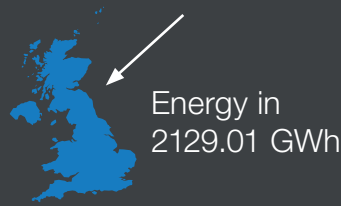
### Renewables

**28%** of electricity came from renewable sources

Peak share of renewables was **60.5%**



### Imports & exports



### Carbon intensity

**198** gCO<sub>2</sub>/kWh average



Greenest time of the month 3pm on 21st April



### Coal

New coal-free run record **504 hours in April** (and still counting in May)

This time 5 years ago coal usage was 29.3%



### Demand

16279.91 GWh run through network (that's 16 billion washing machines or 27 billion irons all on at once)

Peak demand was 6pm on 1st April



### View in real-time

To view our data in real-time, please download the ESO app for Apple or Android. Or visit [carbonintensity.org.uk](http://carbonintensity.org.uk)

**nationalgrid**ESO