

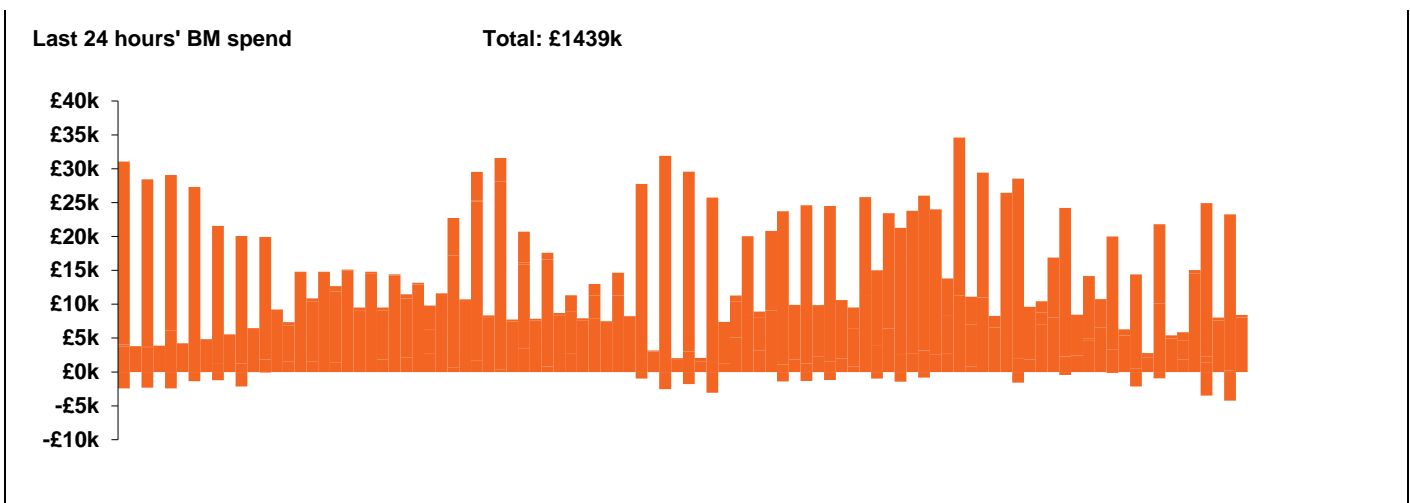
**National Electricity
Transmission System Status Report**



National Electricity Transmission System Status Report
Wednesday 08 April 2020

| Today's High Level Risk Status Forecast for the next 24h | | | |
|--|--|----------------|--|
| General Status | | Voltage | |
| Demand | | System Inertia | |
| System Margins | | Weather | |
| Generation | | Transmission | |
| Active Constraints | | | |

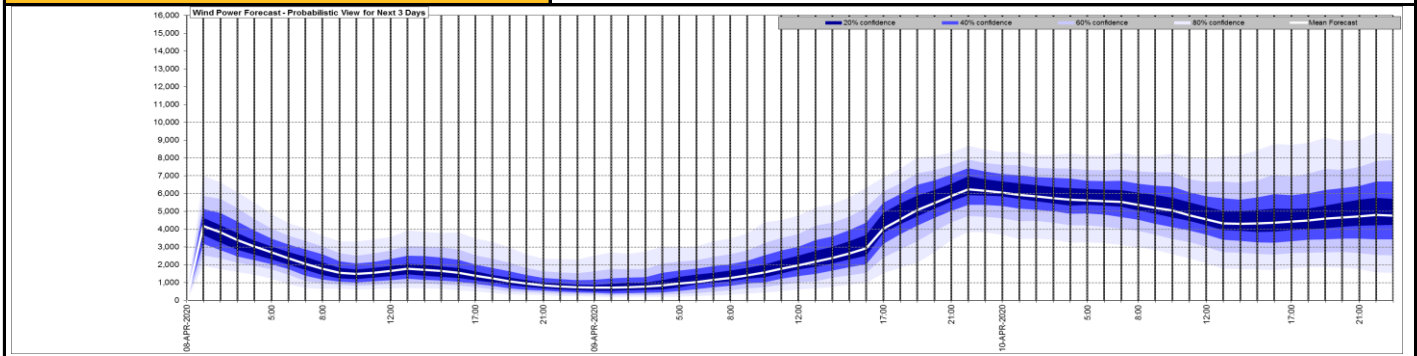
| | | |
|---|-----------------|---------|
| Today's Minimum De-Rated Margin | 4514.27 (SP 38) | |
| System Warnings | None | |
| Current BMU Largest Loss Risk | Generation | 1260 MW |
| | Demand | 560 MW |



| Yesterday's Market Summary | |
|---------------------------------------|------------------------|
| Cash out price (Max) | £46.00/MWh (SP 38, 40) |
| Cash Out Price (Min) | £7.00/MWh (SP 44) |
| Peak Demand Yesterday | 31,142 |

| Interconnectors Net Transfer Capacity (MWs) | | | |
|--|--------|--------|----------------------|
| Today | Import | Export | |
| Netherlands (BritNed) | 1100 | 1133 | Fully available |
| France (IFA) | 1000 | 1000 | Bipole 2 on outage |
| Belgium (Nemo) | 1013 | 1013 | Fully Available |
| Ireland (EWIC) | 500 | 530 | Fully Available |
| Northern Ireland (MOYLE) | 395 | 500 | Partially available. |

Wind Power Forecast

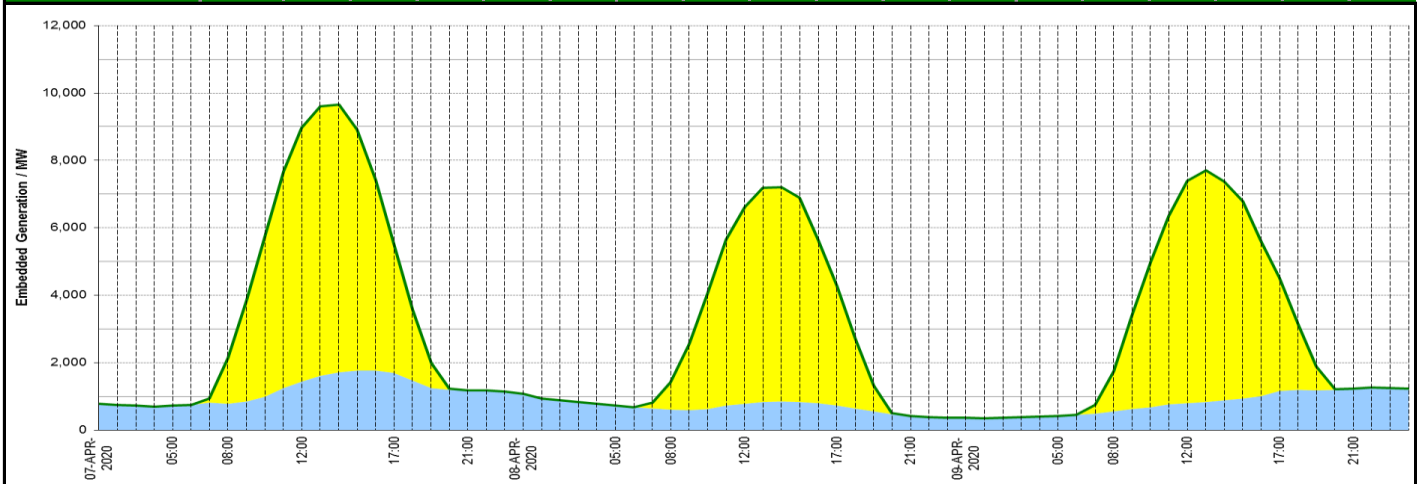


Key:

Expected embedded generation (MWs)

Embedded Generation Forecast

| | 07-APR-2020 | | | | | 08-APR-2020 | | | | | 09-APR-2020 | | | | | | |
|-------------------|-------------|-------------|-------------|-------------|-------------|-------------|------------|-------------|-------------|-------------|-------------|------------|------------|-------------|-------------|-------------|-------------|
| | 05:00 | 08:00 | 12:00 | 17:00 | 21:00 | 00:00 | 05:00 | 08:00 | 12:00 | 17:00 | 21:00 | 00:00 | 05:00 | 08:00 | 12:00 | 17:00 | 21:00 |
| Solar (MW) | 0 | 1360 | 7520 | 3830 | 0 | 0 | 0 | 806 | 5831 | 3536 | 0 | 0 | 0 | 1201 | 6588 | 3343 | 0 |
| Wind (MW) | 729 | 783 | 1443 | 1694 | 1178 | 1068 | 728 | 606 | 783 | 731 | 415 | 360 | 420 | 549 | 798 | 1159 | 1226 |
| STOR (MW) | 0 | 0 | 0 | 0 | 0 | 0 | 0 | 0 | 0 | 0 | 0 | 0 | 0 | 0 | 0 | 0 | 0 |
| Total (MW) | 729 | 2143 | 8963 | 5524 | 1178 | 1068 | 728 | 1412 | 6614 | 4267 | 415 | 360 | 420 | 1750 | 7386 | 4502 | 1226 |



| Weather | Source | Commentary |
|--|--|---|
| Latest forecast (Summary) | Met Office SEPA Natural Resources Wales | <p>Today: Most areas dry with a mixture of cloud and warm bright or sunny spells. Thicker cloud and outbreaks of rain will affect northern parts of Northern Ireland and northern and western Scotland. Southern UK may catch the odd shower.</p> <p>Tonight: Daytime showers soon fading leaving most areas with a dry night with clear spells. Cloudier with patchy rain over parts of Scotland, Northern Ireland and far north of England.</p> |
| General Weather Concerns e.g. wind, rain, snow, flooding, GB Weather Warnings | Met Office Weather Warnings SEPA Natural Resources Wales | <p>UK Weather Warnings None</p> <p>UK Flood Warnings: 31 Flood Alerts in England 3 Flood Alerts in Wales</p> |

Contains public sector information licensed under the Open Government Licence v1.0

| Further Information | |
|----------------------------|---|
| BM Reports | https://www.bmreports.com |
| System Balancing Reports | https://www.nationalgrideso.com/balancing-data/system-balancing-reports |
| Forecast Volumes and Costs | https://www.nationalgrideso.com/balancing-data/forecast-volumes-and-costs |
| NGESO Insights | https://www.nationalgrideso.com/insights |