

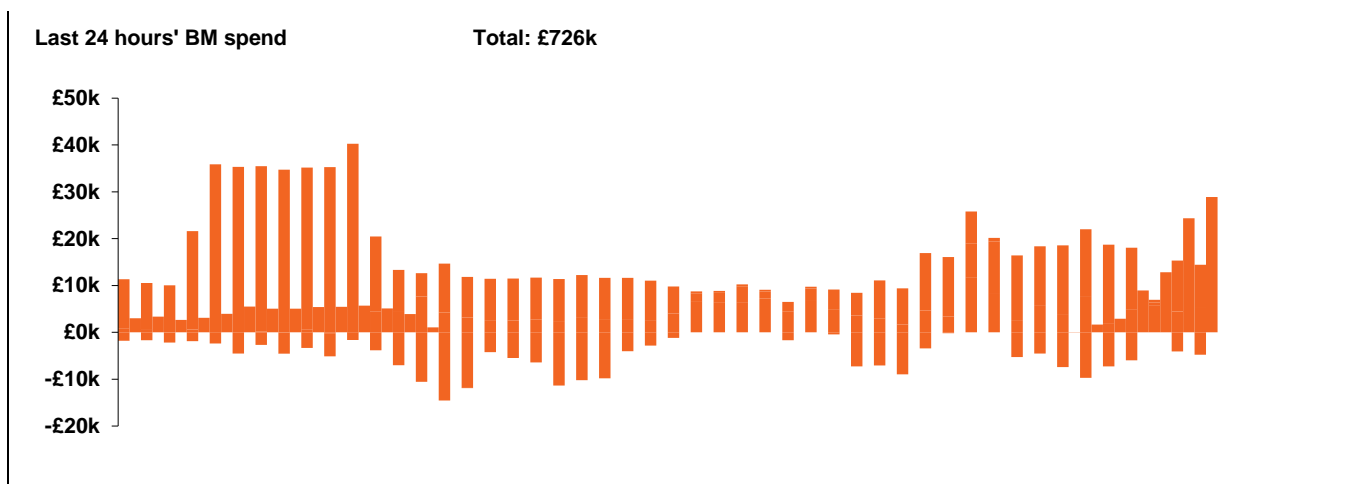
**National Electricity
Transmission System Status Report**



National Electricity Transmission System Status Report
Saturday 21 March 2020

| Today's High Level Risk Status Forecast for the next 24h | | | |
|--|--|----------------|--|
| General Status | | Voltage | |
| Demand | | System Inertia | |
| System Margins | | Weather | |
| Generation | | Transmission | |
| Active Constraints | | | |

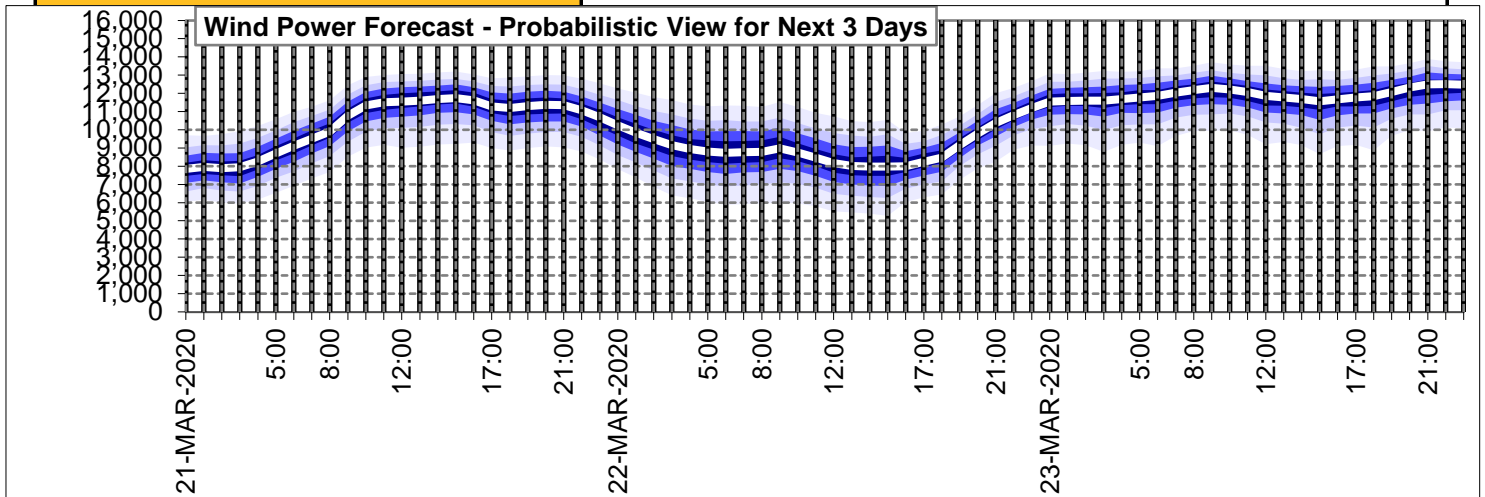
| | | |
|---|---------------|---------|
| Today's Minimum De-Rated Margin | 14944 (SP 38) | |
| System Warnings | None | |
| Current BMU Largest Loss Risk | Generation | 1260 MW |
| | Demand | 560 MW |



| Yesterday's Market Summary | |
|---------------------------------------|--------------------|
| Cash out price (Max) | £47,500/MWh (SP39) |
| Cash Out Price (Min) | £12.33/MWh (SP 47) |
| Peak Demand Yesterday | 39,476MW |

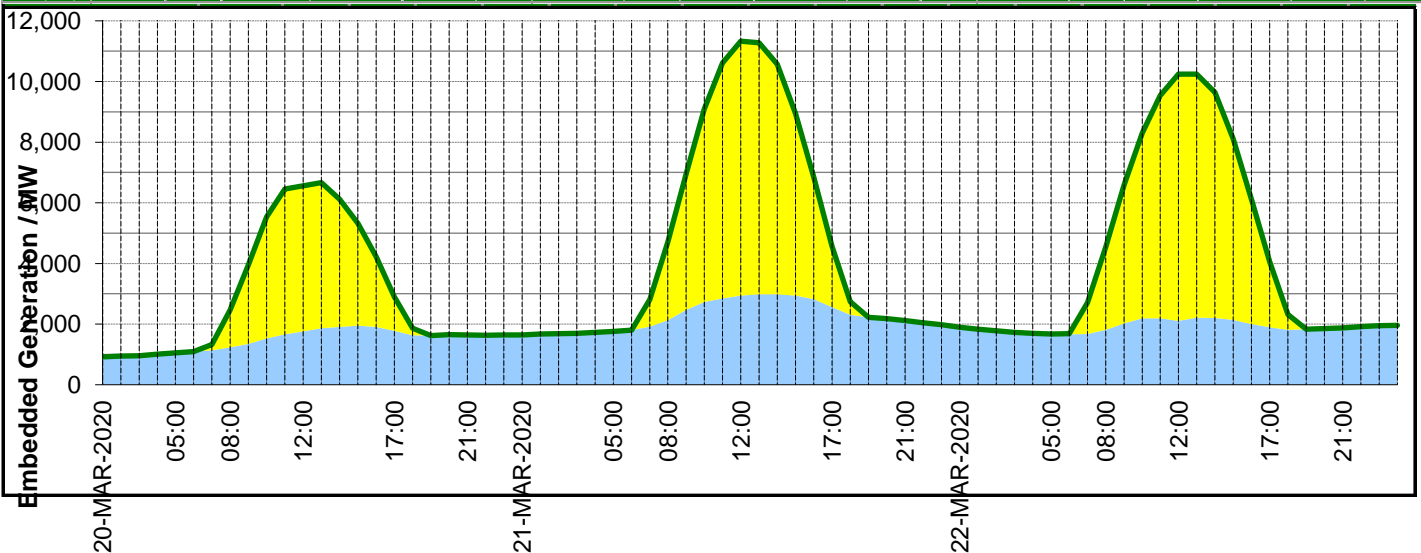
| Interconnectors | | | |
|-----------------------------|--------|--------|----------------------|
| Net Transfer Capacity (MWs) | | | |
| Today | Import | Export | |
| Netherlands (BritNed) | 1100 | 1133 | Fully available |
| France (IFA) | 2000 | 2000 | Fully available. |
| Belgium (Nemo) | 1013 | 1013 | Fully Available |
| Ireland (EWIC) | 0 | 0 | Outage |
| Northern Ireland (MOYLE) | 395 | 500 | Partially available. |

Wind Power Forecast



Embedded Generation Forecast

| | 20-MAR-2020 | | | | | 21-MAR-2020 | | | | | | 22-MAR-2020 | | | | | |
|-------------------|-------------|-------------|-------------|-------------|-------------|-------------|-------------|-------------|--------------|-------------|-------------|-------------|-------------|-------------|--------------|-------------|-------------|
| | 05:00 | 08:00 | 12:00 | 17:00 | 21:00 | 00:00 | 05:00 | 08:00 | 12:00 | 17:00 | 21:00 | 00:00 | 05:00 | 08:00 | 12:00 | 17:00 | 21:00 |
| Solar (MW) | 0 | 1240 | 4800 | 1120 | 0 | 0 | 0 | 2573 | 8392 | 1998 | 0 | 0 | 0 | 2734 | 8127 | 2165 | 0 |
| Wind (MW) | 1049 | 1225 | 1761 | 1778 | 1644 | 1646 | 1753 | 2127 | 2937 | 2565 | 2117 | 1900 | 1669 | 1812 | 2111 | 1894 | 1878 |
| STOR (MW) | 0 | 0 | 0 | 0 | 0 | 0 | 0 | 0 | 0 | 0 | 0 | 0 | 0 | 0 | 0 | 0 | 0 |
| Total (MW) | 1049 | 2465 | 6561 | 2898 | 1644 | 1646 | 1753 | 4700 | 11329 | 4563 | 2117 | 1900 | 1669 | 4546 | 10238 | 4059 | 1878 |



| Weather | Source | Commentary |
|--|--|--|
| Latest forecast (Summary) | Met Office SEPA Natural Resources Wales | <p>Today:</p> <p>Early showers in the northeast dying out, whilst cloud across the southwest slowly clears. Most parts dry with plenty of sunshine, though feeling chilly in places exposed to the keen easterly wind.</p> <p>Tonight:</p> <p>Some cloud and patchy rain affecting the far northwest, else dry with clear skies across most parts. Turning chilly, with a frost in places. Remaining breezy in the south..</p> |
| General Weather Concerns e.g. wind, rain, snow, flooding, GB Weather Warnings | Met Office Weather Warnings SEPA Natural Resources Wales | <p>UK Weather Warnings None</p> <p>UK Flood Warnings: 4 Flood Warnings issued in England</p> |

Contains public sector information licensed under the Open Government Licence v1.0

| Further Information | |
|----------------------------|---|
| BM Reports | https://www.bmreports.com |
| System Balancing Reports | https://www.nationalgrideso.com/balancing-data/system-balancing-reports |
| Forecast Volumes and Costs | https://www.nationalgrideso.com/balancing-data/forecast-volumes-and-costs |
| NGESO Insights | https://www.nationalgrideso.com/insights |