

**National Electricity
Transmission System Status Report**

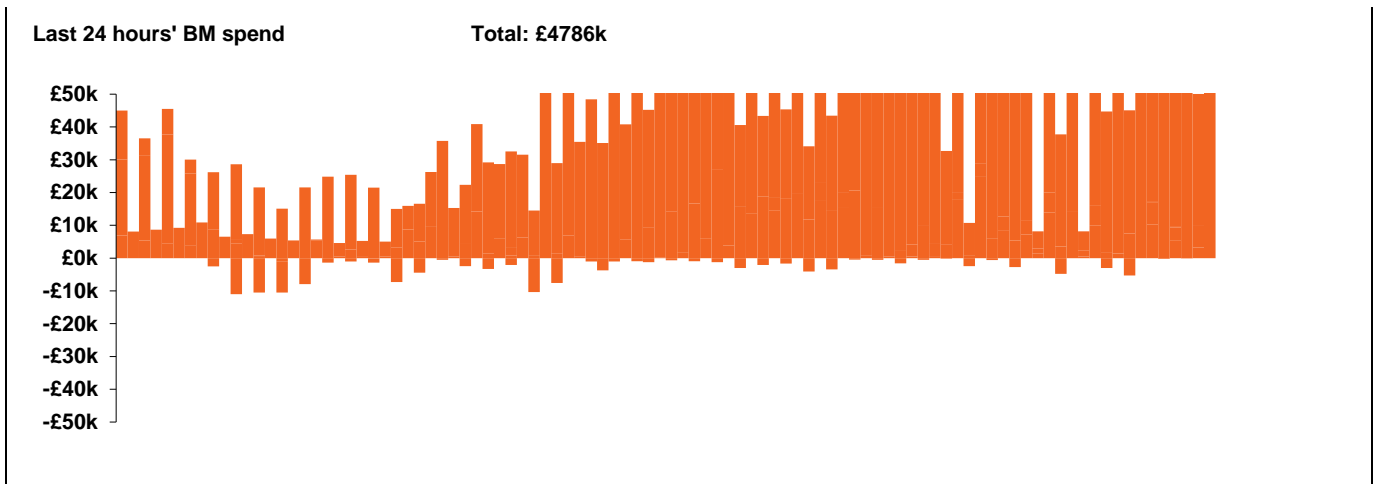


national**grid**ESO

National Electricity Transmission System Status Report
Sunday 08 March 2020

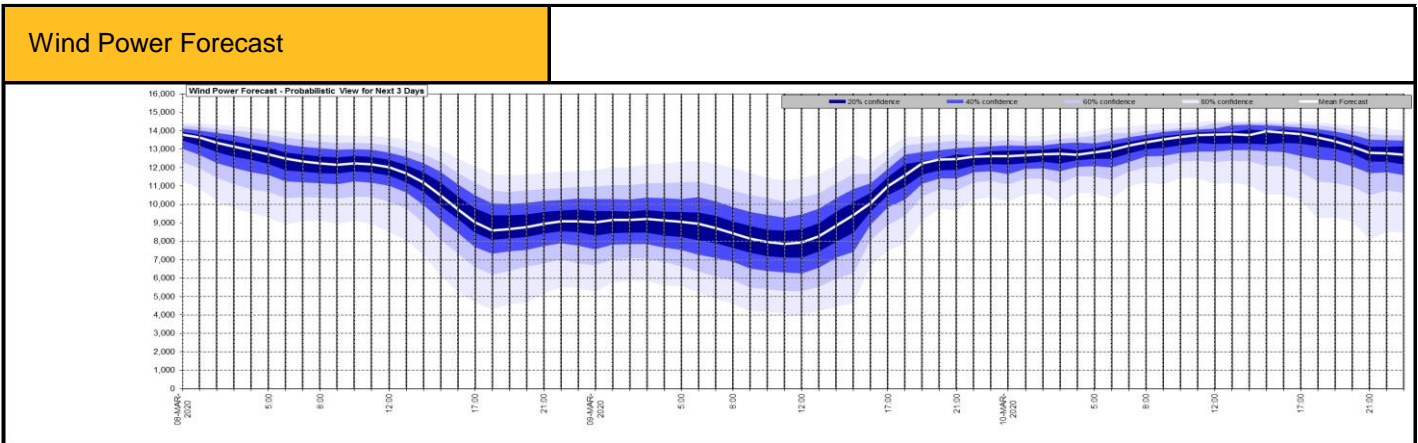
| Today's High Level Risk Status Forecast for the next 24h | | | |
|--|--|----------------|--|
| General Status | | Voltage | |
| Demand | | System Inertia | |
| System Margins | | Weather | |
| Generation | | Transmission | |
| Active Constraints | | | |

| | | |
|---|--------------|---------|
| Today's Minimum De-Rated Margin | 7029 (SP 38) | |
| System Warnings | None | |
| Current BMU Largest Loss Risk | Generation | 1260 MW |
| | Demand | 560 MW |



| Yesterday's Market Summary | |
|---------------------------------------|--------------------|
| Cash out price (Max) | £43.75/MWh (SP 41) |
| Cash Out Price (Min) | -£9.00/MWh (SP 46) |
| Peak Demand Yesterday | 35596 MW |

| Interconnectors Net Transfer Capacity (MWs) | | | |
|--|--------|--------|------------------|
| Today | Import | Export | |
| Netherlands (BritNed) | 1100 | 1133 | Fully available |
| France (IFA) | 2000 | 2000 | Fully available. |
| Belgium (Nemo) | 1013 | 1013 | Fully Available |
| Ireland (EWIC) | 500 | 530 | Fully Available |
| Northern Ireland (MOYLE) | 500 | 500 | Fully available. |



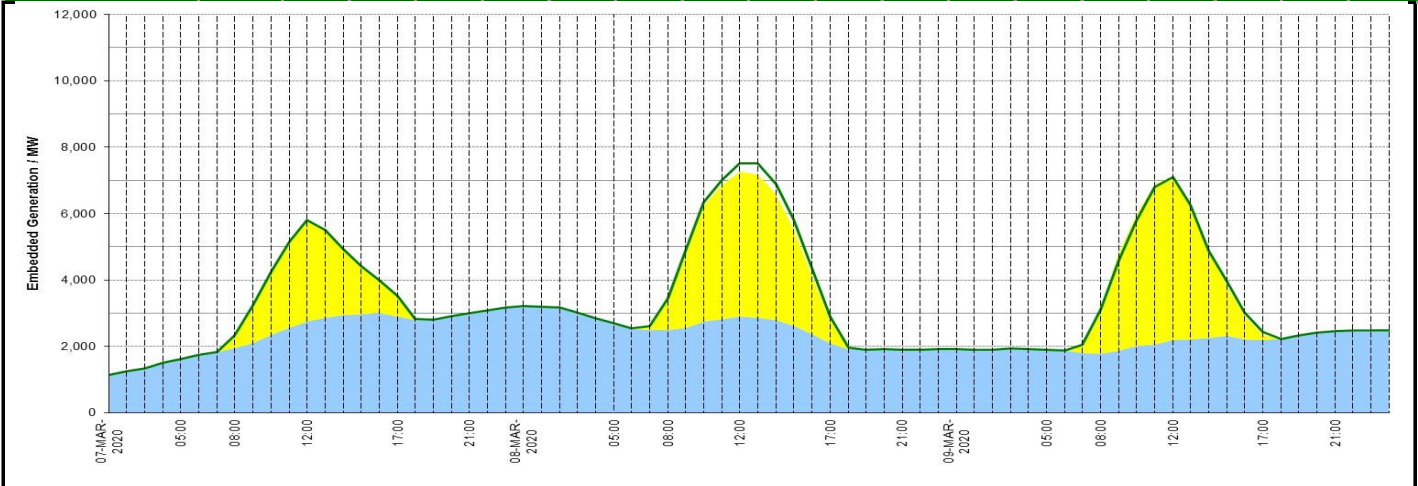
Key:

- 20% confidence
- 40% confidence
- 60% confidence
- 80% confidence
- Mean Forecast

Expected embedded generation (MWs)

Embedded Generation Forecast

| | 05-MAR-2020 | | | | | 06-MAR-2020 | | | | | 07-MAR-2020 | | | | | | |
|-------------------|-------------|-------------|-------------|-------------|------------|-------------|------------|-------------|-------------|-------------|-------------|-------------|-------------|-------------|-------------|-------------|-------------|
| | 05:00 | 08:00 | 12:00 | 17:00 | 21:00 | 00:00 | 05:00 | 08:00 | 12:00 | 17:00 | 21:00 | 00:00 | 05:00 | 08:00 | 12:00 | 17:00 | 21:00 |
| Solar (MW) | 0 | 211 | 2510 | 438 | 0 | 0 | 0 | 1229 | 6361 | 899 | 0 | 0 | 0 | 565 | 2390 | 205 | 0 |
| Wind (MW) | 755 | 917 | 1076 | 905 | 669 | 634 | 611 | 601 | 781 | 997 | 1017 | 1169 | 1579 | 2006 | 2701 | 2758 | 2812 |
| STOR (MW) | 0 | 0 | 0 | 0 | 0 | 0 | 0 | 0 | 0 | 0 | 0 | 0 | 0 | 0 | 0 | 0 | 0 |
| Total (MW) | 755 | 1128 | 3586 | 1343 | 669 | 634 | 611 | 1945 | 7424 | 1932 | 1017 | 1169 | 1579 | 2484 | 4840 | 2999 | 2812 |



| Weather | Source | Commentary |
|--|--|--|
| Latest forecast (Summary) | Met Office SEPA Natural Resources Wales | <p>Today: Early rain soon clearing the far southeast, then all parts seeing a mixture of sunny spells and occasional showers. Some of the showers will be heavy with a risk of hail and thunder. Windy for many</p> <p>Tonight: Showers tending to die out inland but some persisting, especially along western coasts where it will remain windy. Turning rather chilly with a frost in some sheltered eastern areas.</p> |
| General Weather Concerns e.g. wind, rain, snow, flooding, GB Weather Warnings | Met Office Weather Warnings SEPA Natural Resources Wales | <p>UK Weather Warnings No Weather Warnings for the UK</p> <p>UK Flood Warnings: 19 Flood Warnings issued in England 0 Flood Warnings issued in Wales 8 Flood Alerts and 8 Flood Warnings issued in Scotland</p> |

Contains public sector information licensed under the Open Government Licence v1.0

| Further Information | |
|----------------------------|---|
| BM Reports | https://www.bmreports.com |
| System Balancing Reports | https://www.nationalgrideso.com/balancing-data/system-balancing-reports |
| Forecast Volumes and Costs | https://www.nationalgrideso.com/balancing-data/forecast-volumes-and-costs |
| NGESO Insights | https://www.nationalgrideso.com/insights |