

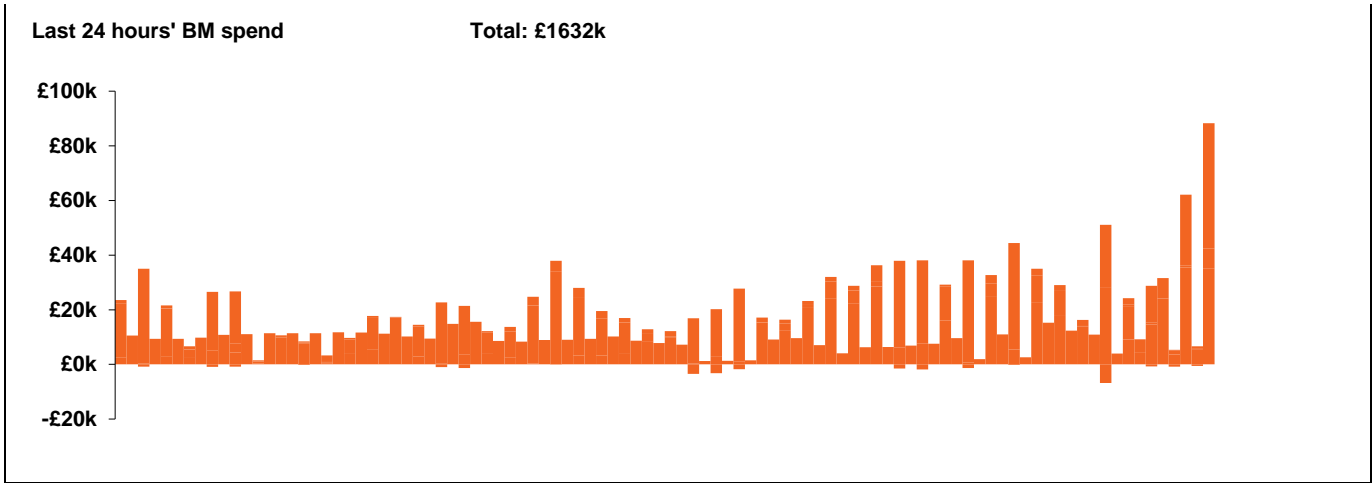
**National Electricity  
Transmission System Status Report**



**National Electricity Transmission System Status Report**  
Monday 03 February 2020

Today's High Level Risk Status Forecast for the next 24h			
General Status		Voltage	
Demand		System Inertia	
System Margins		Weather	
Generation		Transmission	
Active Constraints			

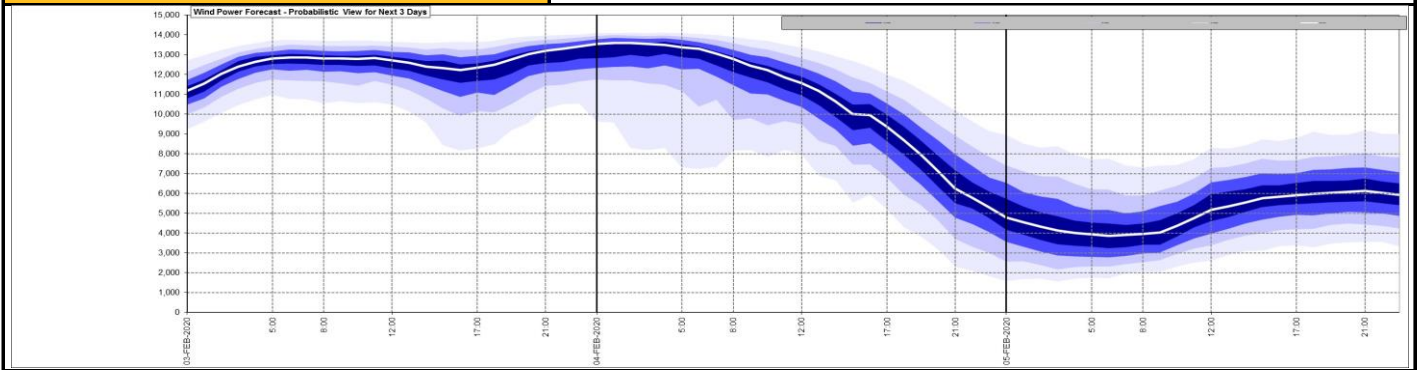
<a href="#">Today's Minimum De-Rated Margin</a>	11958 (SP 36)	
<a href="#">System Warnings</a>	None	
Current BMU Largest Loss Risk	Generation	1260 MW
	Demand	560 MW



Yesterday's Market Summary	
<a href="#">Cash out price (Max)</a>	£53.90/MWh (SP 235-36)
<a href="#">Cash Out Price (Min)</a>	£2.50 /MWh (SP 47)
<a href="#">Peak Demand Yesterday</a>	37561 MW

Interconnectors Net Transfer Capacity (MWs)			
Today	Import	Export	
Netherlands (BritNed)	1100	1133	Fully available
France (IFA)	2000	2000	Fully available.
Belgium (Nemo)	1013	1013	Fully Available
Ireland (EWIC)	500	530	Fully Available
Northern Ireland (MOYLE)	395	500	Partially available.

### Wind Power Forecast



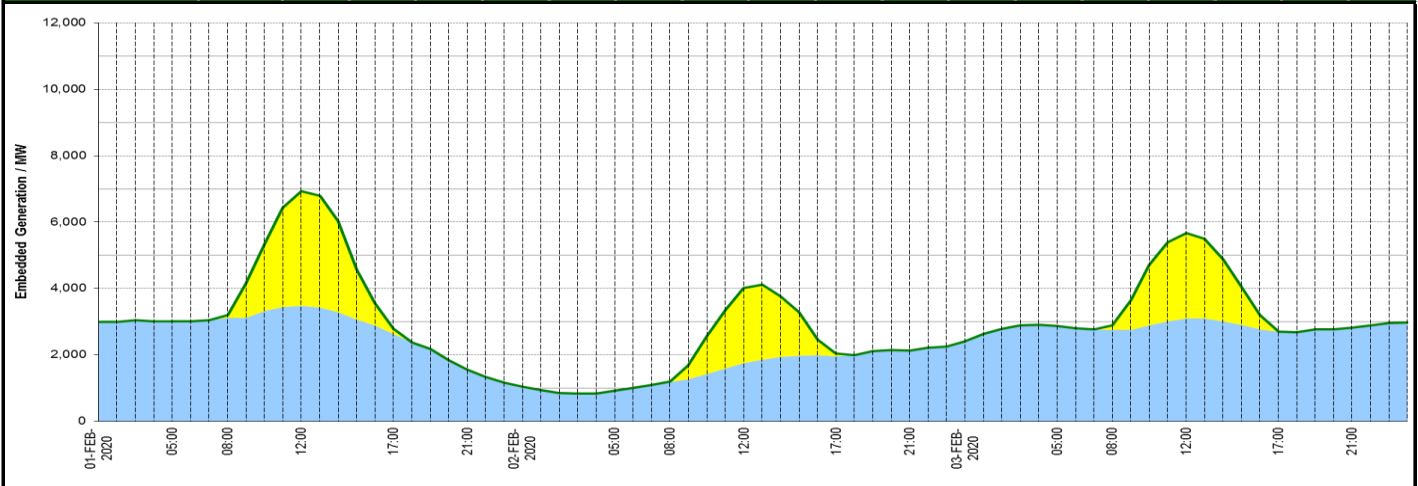
Key:

- 20% confidence
- 40% confidence
- 60% confidence
- 80% confidence
- Mean Forecast

### Expected embedded generation (MWs)

#### Embedded Generation Forecast

	01-FEB-2020					02-FEB-2020					03-FEB-2020						
	05:00	08:00	12:00	17:00	21:00	00:00	05:00	08:00	12:00	17:00	21:00	00:00	05:00	08:00	12:00	17:00	21:00
Solar (MW)	0	97	3451	159	0	0	0	12	2269	83	0	0	0	128	2576	0	0
Wind (MW)	3019	3107	3475	2626	1566	996	915	1183	1742	1959	2135	2407	2880	2757	3094	2696	2827
STOR (MW)	0	0	0	0	0	0	0	0	0	0	0	0	0	0	0	0	0
<b>Total (MW)</b>	<b>3019</b>	<b>3204</b>	<b>6926</b>	<b>2785</b>	<b>1566</b>	<b>1036</b>	<b>915</b>	<b>1195</b>	<b>4011</b>	<b>2042</b>	<b>2135</b>	<b>2407</b>	<b>2880</b>	<b>2885</b>	<b>5670</b>	<b>2696</b>	<b>2827</b>



Weather	Source	Commentary
Latest forecast (Summary)	<a href="#">Met Office</a> <a href="#">SEPA</a> <a href="#">Natural Resources Wales</a>	<p><b>Today:</b> Cloudier across the far south with some rain for a time. Else sunny spells and showers, these heavy and frequent across northwestern areas and turning wintry over hills. Windy, with gales in the north, possibly severe in the far northwest.</p> <p><b>Tonight:</b> Gales and locally severe gales across northwestern areas. Clear spells and showers for most areas, some wintry over high ground Wales northwards. Ice risk in the north.</p>
General Weather Concerns e.g. wind, rain, snow, flooding, GB Weather Warnings	<a href="#">Met Office Weather Warnings</a> <a href="#">SEPA</a> <a href="#">Natural Resources Wales</a>	<p><b>UK Weather Warnings</b> Yellow warning of wind</p> <p>Areas affected: Highlands &amp; Eilean Siar   SW Scotland, Lothian Borders   Strathclyde</p> <p><b>UK Flood Warnings</b> 26 Flood Alerts in England No Flood Warnings in Wales 5 Flood Alerts in Scotland</p>

*Contains public sector information licensed under the Open Government Licence v1.0*

Further Information	
BM Reports	<a href="https://www.bmreports.com">https://www.bmreports.com</a>
System Balancing Reports	<a href="https://www.nationalgrideso.com/balancing-data/system-balancing-reports">https://www.nationalgrideso.com/balancing-data/system-balancing-reports</a>
Forecast Volumes and Costs	<a href="https://www.nationalgrideso.com/balancing-data/forecast-volumes-and-costs">https://www.nationalgrideso.com/balancing-data/forecast-volumes-and-costs</a>
NGESO Insights	<a href="https://www.nationalgrideso.com/insights">https://www.nationalgrideso.com/insights</a>