

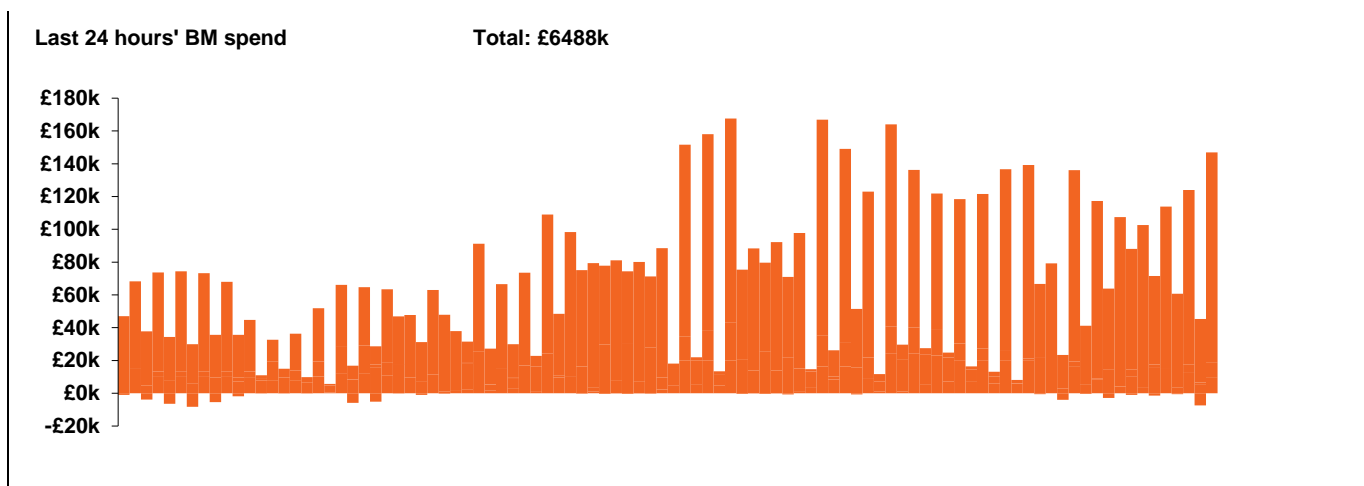
**National Electricity
Transmission System Status Report**



National Electricity Transmission System Status Report
Friday 31 January 2020

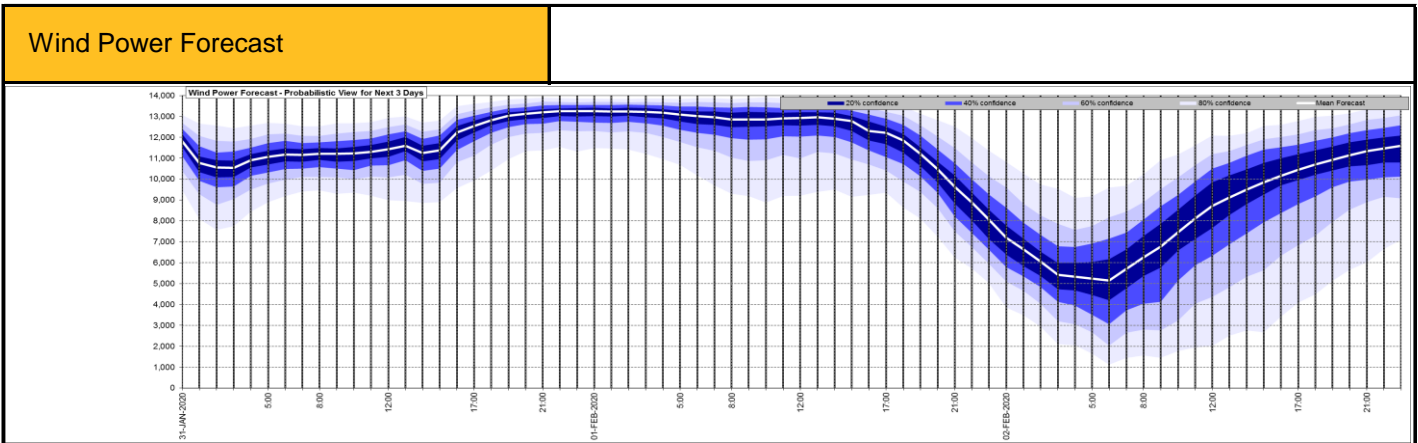
| Today's High Level Risk Status Forecast for the next 24h | | | |
|--|--|----------------|--|
| General Status | | Voltage | |
| Demand | | System Inertia | |
| System Margins | | Weather | |
| Generation | | Transmission | |
| Active Constraints | | | |

| | | |
|---|------------------|--------|
| Today's Minimum De-Rated Margin | 11887.10 (SP 21) | |
| System Warnings | None | |
| Current BMU Largest Loss Risk | Generation | 1260MW |
| | Demand | 560MW |



| Yesterday's Market Summary | |
|---------------------------------------|--------------------|
| Cash out price (Max) | £47.90/MWh (SP 16) |
| Cash Out Price (Min) | £2.00 /MWh (SP 46) |
| Peak Demand Yesterday | 41,931MW |

| Interconnectors Net Transfer Capacity (MWs) | | | |
|--|--------|--------|----------------------|
| Today | Import | Export | |
| Netherlands (BritNed) | 1100 | 1133 | Fully available |
| France (IFA) | 2000 | 2000 | Fully available. |
| Belgium (Nemo) | 1013 | 1013 | Fully Available |
| Ireland (EWIC) | 500 | 530 | Fully Available |
| Northern Ireland (MOYLE) | 395 | 500 | Partially available. |



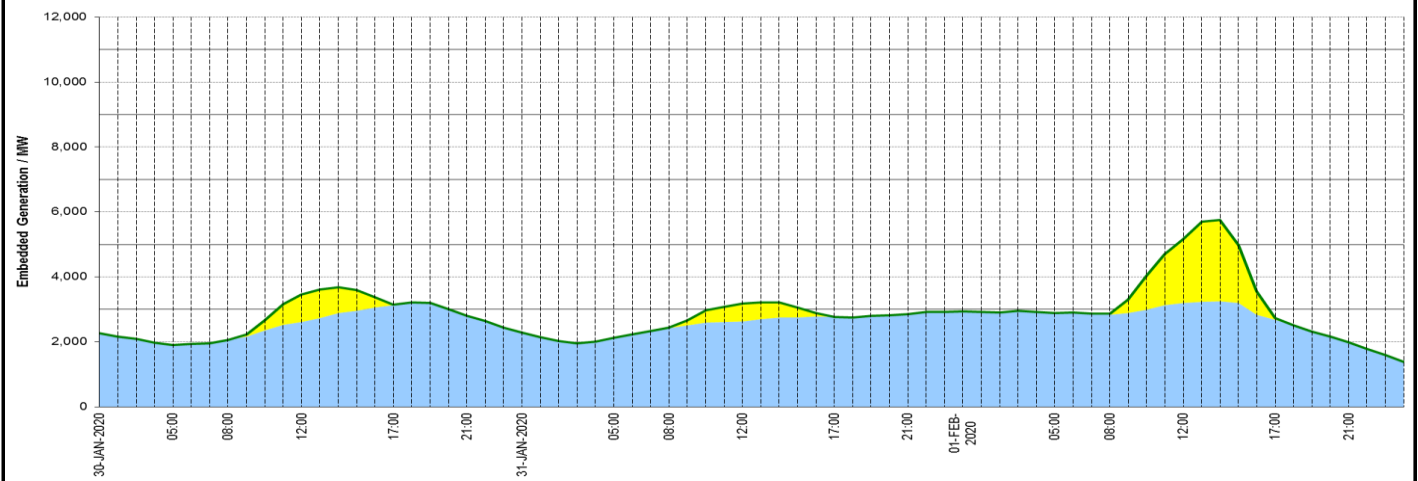
Key:

- 20% confidence
- 40% confidence
- 60% confidence
- 80% confidence
- Mean Forecast

Expected embedded generation (MWs)

Embedded Generation Forecast

| | 30-JAN-2020 | | | | | 31-JAN-2020 | | | | | 01-FEB-2020 | | | | | | |
|-------------------|-------------|-------------|-------------|-------------|-------------|-------------|-------------|-------------|-------------|-------------|-------------|-------------|-------------|-------------|-------------|-------------|-------------|
| | 05:00 | 08:00 | 12:00 | 17:00 | 21:00 | 00:00 | 05:00 | 08:00 | 12:00 | 17:00 | 21:00 | 00:00 | 05:00 | 08:00 | 12:00 | 17:00 | 21:00 |
| Solar (MW) | 0 | 0 | 842 | 5 | 0 | 0 | 0 | 19 | 546 | 0 | 0 | 0 | 0 | 31 | 1965 | 47 | 0 |
| Wind (MW) | 1904 | 2058 | 2615 | 3135 | 2795 | 2287 | 2121 | 2413 | 2625 | 2759 | 2858 | 2941 | 2894 | 2841 | 3200 | 2680 | 1984 |
| STOR (MW) | 0 | 0 | 0 | 0 | 0 | 0 | 0 | 0 | 0 | 0 | 0 | 0 | 0 | 0 | 0 | 0 | 0 |
| Total (MW) | 1904 | 2058 | 3457 | 3140 | 2795 | 2287 | 2121 | 2432 | 3171 | 2759 | 2858 | 2941 | 2894 | 2872 | 5165 | 2727 | 1984 |



| Weather | Source | Commentary |
|--|--|--|
| Latest forecast (Summary) | Met Office SEPA Natural Resources Wales | <p>Today: A misty and murky start in the south. Rain in the west, heavy at times, moving eastwards through the day. Brighter skies following across the northwest before blustery showers develop later. Windy, but another mild day.</p> <p>Tonight: Rain clearing the southeast during the evening, then a dry spell for many. Windy in the northwest with frequent showers and coastal gales. Further rain arriving in the southwest later.</p> |
| General Weather Concerns e.g. wind, rain, snow, flooding, GB Weather Warnings | Met Office Weather Warnings SEPA Natural Resources Wales | <p>UK Weather Warnings No weather warnings are in force for the UK</p> <p>Flood warnings There are 0 flood warnings and 28 Flood Alerts in England and 1 in Scotland. There are no flood warnings in Wales.</p> |

Contains public sector information licensed under the Open Government Licence v1.0

| Further Information | |
|----------------------------|---|
| BM Reports | https://www.bmreports.com |
| System Balancing Reports | https://www.nationalgrideso.com/balancing-data/system-balancing-reports |
| Forecast Volumes and Costs | https://www.nationalgrideso.com/balancing-data/forecast-volumes-and-costs |
| NGESO Insights | https://www.nationalgrideso.com/insights |