

**National Electricity
Transmission System Status Report**

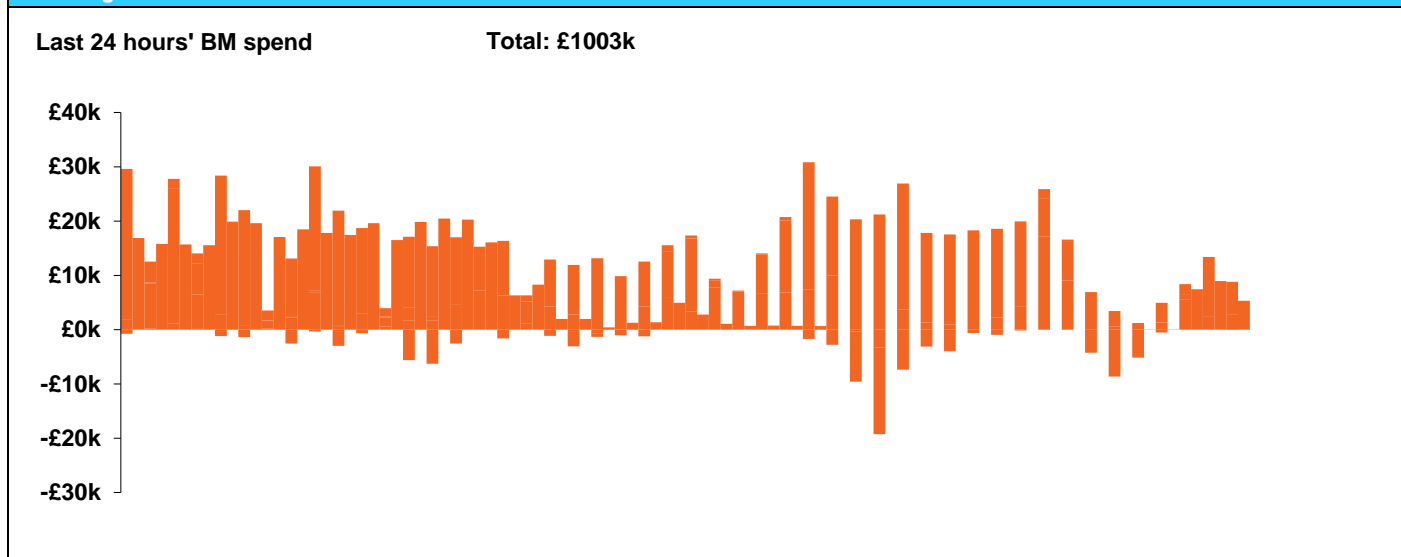


National Electricity Transmission System Status Report
Sunday 22 December 2019

| Today's High Level Risk Status Forecast for the next 24h | | | |
|--|--|----------------|--|
| General Status | | Voltage | |
| Demand | | System Inertia | |
| System Margins | | Weather | |
| Generation | | Transmission | |
| Active Constraints | | | |

| | | |
|--|-----------------|--------|
| <u>Today's Minimum De-Rated Margin</u> | 2691 MW (SP 36) | |
| <u>System Warnings</u> | None | |
| Current BMU Largest Loss Risk | Generation | 1260MW |
| | Demand | 560MW |

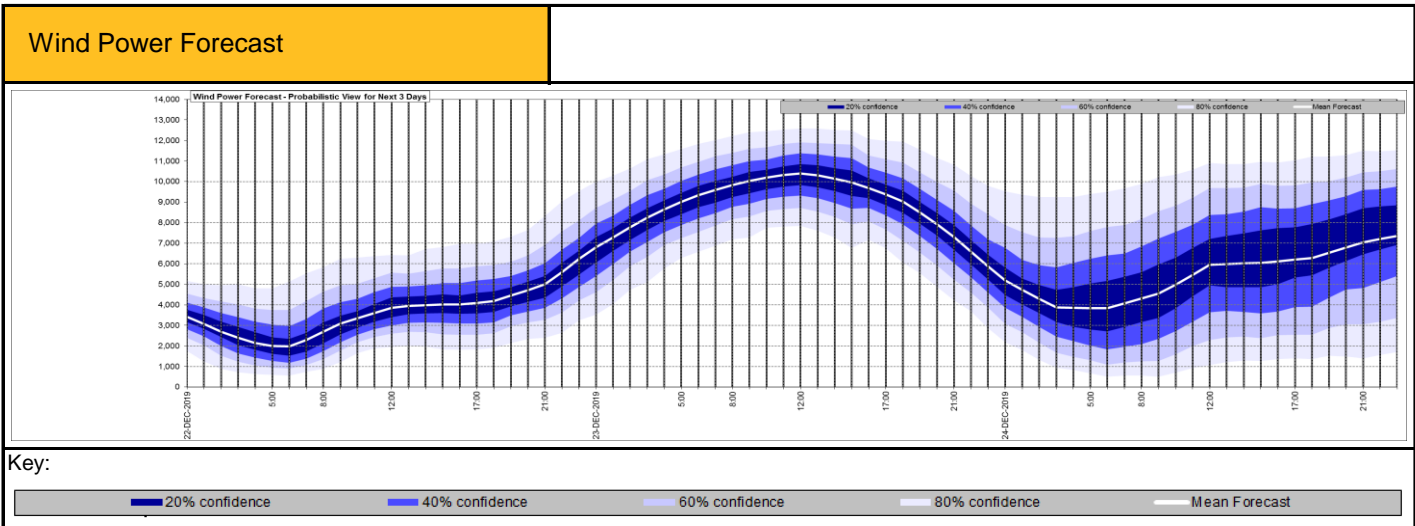
Balancing Costs



Yesterday's Market Summary

| | |
|------------------------------|-----------------------|
| <u>Cash out price (Max)</u> | £63.00/MWh (SP 34-37) |
| <u>Cash Out Price (Min)</u> | £2.50/MWh (SP 10,20) |
| <u>Peak Demand Yesterday</u> | 41,637 MW |

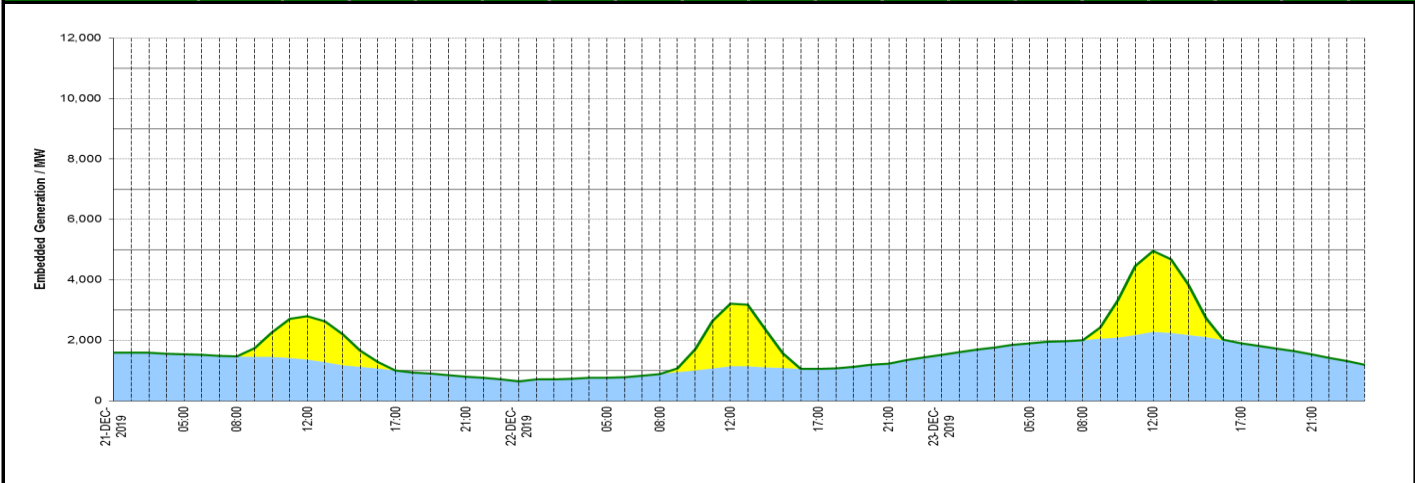
| Interconnectors Net Transfer Capacity (MWs) | | | |
|--|--------|--------|----------------------|
| Today | Import | Export | |
| Netherlands (BritNed) | 1100 | 1133 | Fully available |
| France (IFA) | 2000 | 2000 | Fully Available |
| Belgium (Nemo) | 1013 | 1013 | Fully Available |
| Ireland (EWIC) | 500 | 530 | Fully Available |
| Northern Ireland (MOYLE) | 395 | 500 | Partially available. |



Expected embedded generation (MWs)

Embedded Generation Forecast

| | 21-DEC-2019 | | | | | 22-DEC-2019 | | | | | 23-DEC-2019 | | | | | | |
|-------------------|-------------|-------------|-------------|-------------|------------|-------------|------------|------------|-------------|-------------|-------------|-------------|-------------|-------------|-------------|-------------|-------------|
| | 05:00 | 08:00 | 12:00 | 17:00 | 21:00 | 00:00 | 05:00 | 08:00 | 12:00 | 17:00 | 21:00 | 00:00 | 05:00 | 08:00 | 12:00 | 17:00 | 21:00 |
| Solar (MW) | 0 | 0 | 1434 | 0 | 0 | 0 | 0 | 0 | 2082 | 0 | 0 | 0 | 0 | 0 | 2681 | 0 | 0 |
| Wind (MW) | 1545 | 1473 | 1361 | 1011 | 801 | 690 | 767 | 891 | 1136 | 1061 | 1233 | 1522 | 1897 | 2001 | 2282 | 1905 | 1538 |
| STOR (MW) | 0 | 0 | 0 | 0 | 0 | 0 | 0 | 0 | 0 | 0 | 0 | 0 | 0 | 0 | 0 | 0 | 0 |
| Total (MW) | 1545 | 1473 | 2795 | 1011 | 801 | 642 | 767 | 891 | 3218 | 1061 | 1233 | 1522 | 1897 | 2001 | 4963 | 1905 | 1538 |



| Weather | Source | Commentary |
|--|--|---|
| Latest forecast (Summary) | Met Office SEPA Natural Resources Wales | <p>Today: Early rain over eastern and southeastern England will slowly clear, drier and brighter conditions following. Elsewhere, sunny spells but also some showers, heavy at times, over western parts of the UK. Windy in English Channel coastal areas.</p> <p>Tonight: Further showers away from the far east of the UK where conditions generally dry. Thicker cloud and more persistent rain reaching western Scotland during the early hours. Turning breezy.</p> |
| General Weather Concerns e.g. wind, rain, snow, flooding, GB Weather Warnings | Met Office Weather Warnings SEPA Natural Resources Wales | <p>Weather warning Rain warning in southern England.</p> <p>Flood Warnings England 91 Flood Warnings. Wales 1 Flood Warning.</p> |

Contains public sector information licensed under the Open Government Licence v1.0

| Further Information | |
|----------------------------|---|
| BM Reports | https://www.bmreports.com |
| System Balancing Reports | https://www.nationalgrideso.com/balancing-data/system-balancing-reports |
| Forecast Volumes and Costs | https://www.nationalgrideso.com/balancing-data/forecast-volumes-and-costs |
| NGESO Insights | https://www.nationalgrideso.com/insights |