

OPERATING CODE NO. 2

(OC2)

OPERATIONAL PLANNING AND DATA PROVISION

CONTENTS

(This contents page does not form part of the Grid Code)

<u>Paragraph No/Title</u>	<u>Page Number</u>
OC2.1 INTRODUCTION.....	2
OC2.2 OBJECTIVE	4
OC2.3 SCOPE.....	4
OC2.4 PROCEDURE	5
OC2.4.1 Co-ordination of outages	5
OC2.4.2 Data Requirements	23
OC2.4.3 Negative Reserve Active Power Margins.....	26
OC2.4.4 Frequency Sensitive Operation.....	28
OC2.4.6 Operating Margin Data Requirements	29
APPENDIX 1 - PERFORMANCE CHART EXAMPLES	28
APPENDIX 2 - GENERATION PLANNING PARAMETERS.....	30
APPENDIX 3 - CCGT MODULE PLANNING MATRIX	32
APPENDIX 4 - POWER PARK MODULE PLANNING MATRIX	33
APPENDIX 5 - SYNCHRONOUS POWER GENERATING MODULE PLANNING MATRIX	34

OC2.1 INTRODUCTION

OC2.1.1 **Operating Code No. 2** ("OC2") is concerned with:

- (a) the co-ordination of the release of **Power Generating Modules** (including **DC Connected Power Park Modules**), **Synchronous Generating Units** and **Power Park Modules**, **External Interconnections**, the **National Electricity Transmission System** and **Network Operators' Systems** for construction, repair and maintenance;
- (b) provision by **The Company** of the ~~Surpluses~~^{both} for the **National Electricity Transmission System** ~~and System Zones~~;
- (c) the provision by **Generators** of **Generation Planning Parameters** for **Gensets**, including **Synchronous Power Generating Module Planning Matrices**, **CCGT Module Planning Matrices** and **Power Park Module Planning Matrices**, to **The Company** for planning purposes only; and
- (d) the agreement for release of **Existing Gas Cooled Reactor Plant** for outages in certain circumstances.

- OC2.1.2
- (a) **Operational Planning** involves planning, through various timescales, the matching of generation output with forecast **National Electricity Transmission System Demand** together with a reserve of generation to provide a margin, taking into account outages of certain **Power Generating Modules** (including **DC Connected Power Park Modules**), **Generating Units**, **Power Park Modules**, **External Interconnections**, **HVDC Systems** and **DC Converters**, and of parts of the **National Electricity Transmission System** and of parts of **Network Operators' Systems** which is carried out to achieve, so far as possible, the standards of security set out in **The Company's Transmission Licence**, each **Relevant Transmission Licensee's Transmission Licence** or **Electricity Distribution Licence** as the case may be.
 - (b) In general terms there is an "envelope of opportunity" for the release of **Power Generating Modules** (including **DC Connected Power Park Modules**), **Synchronous Generating Units**, **Power Park Modules** and **External Interconnections**, and for the release of parts of the **National Electricity Transmission System** and parts of the **Network Operator's User Systems** for outages. The envelope is defined by the difference between the total generation output expected from **Large Power Stations**, **Medium Power Stations** and **Demand**, the operational planning margin and taking into account **External Interconnections**.

OC2.1.3 In this **OC2** for the purpose of **Generator** and **Interconnector Owner** outage co-ordination Year 0 means the current calendar year at any time, Year 1 means the next calendar year at any time, Year 2 means the calendar year after Year 1, etc. For the purpose of **Transmission** outage planning Year 0 means the current **Financial Year** at any time, Year 1 means the next **Financial Year** at any time, Year 2 means the **Financial Year** after Year 1, etc. References to 'weeks' in **OC2** are to calendar weeks as defined in ISO 8601.

OC2.1.4 References in **OC2** to a **Generator's** and **Interconnector Owner's** "best estimate" shall be that **Generator's** or **Interconnector Owner's** best estimate acting as a reasonable and prudent **Generator** or **Interconnector Owner** in all the circumstances.

OC2.1.5 References to **The Company** planning the **National Electricity Transmission System** outage programme on the basis of the **Final Generation Outage Programme**, are to **The Company** planning against the **Final Generation Outage Programme** current at the time it so plans.

OC2.1.6 Where in **OC2** data is required to be submitted or information is to be given on a particular ~~week~~ day, that data does not need to be submitted and that information does not need to be given on that day if it is not a **Business Day** or it falls within a holiday period (the occurrence and length of which shall be determined by **The Company**, in its reasonable discretion, and notified to **Users**). Instead, that data shall be submitted and/or that information shall be given on such other **Business Day** as **The Company** shall, in its reasonable discretion, determine. However, **The Company** may determine that that data and/or information need not be submitted or given at all, in which case it shall notify each **User** as appropriate.

OC2.1.7 In Scotland, it may be possible with the agreement of **The Company** to reduce the administrative burden for **Users** in producing planning information where either the output or demand is small.

OC2.2 OBJECTIVE

- OC2.2.1 (a) The objective of **OC2** is to seek to enable **The Company** to harmonise outages of **Power Generating Modules** (including **DC Connected Power Park Modules**), **Synchronous Generating Units**, **Power Park Modules** and **External Interconnections** in order that such outages are co-ordinated (taking account of **Embedded Medium Power Stations**) between **Generators** and **Network Operators**, and that such outages are co-ordinated taking into account **National Electricity Transmission System** outages and other **System** outages, so far as possible to minimise the number and effect of constraints on the **National Electricity Transmission System** or any other **System**.
- (b) In the case of **Network Operator' User Systems** directly connected to the **National Electricity Transmission System** this means in particular that there will also need to be harmonisation of outages of **Embedded Power Generating Modules**, **Embedded Synchronous Generating Units** and **Embedded Power Park Modules**, and **National Electricity Transmission System** outages, with **Network Operators** in respect of their outages on those **Systems**.

OC2.2.2 The objective of **OC2** is also to enable the provision by **The Company** of the **Surpluses both** for the **National Electricity Transmission System** and **System Zones**.

OC2.2.3 A further objective of **OC2** is to provide for the agreement for outages for **Existing Gas Cooled Reactor Plant** in certain circumstances and to enable a process to be followed in order to provide for that.

~~OC2.2.4 The boundaries of the **System Zones** will be determined by **The Company** from time to time taking into account the disposition of **Generators' Power Stations and Interconnector Owners' External Interconnections** within the **System Zones**. The location of the boundaries will be made available to all **Users**. Any **User** may request that **The Company** reviews any of the **System Zonal** boundaries if that **User** considers that the current boundaries are not appropriate, giving the reasons for their concerns. On receipt of such a request **The Company** will review the boundaries if, in **The Company's** reasonable opinion, such a review is justified.~~

OC2.3 SCOPE

OC2.3.1 **OC2** applies to **The Company** and to **Users** which in **OC2** means:

- (a) **Generators**, only in respect of their **Large Power Stations** or their **Power Stations** which are directly connected to **National Electricity Transmission System** (and the term **Generator** in this **OC2** shall be construed accordingly);
- (b) **Network Operators**; and
- (c) **Non-Embedded Customers**; and
- (d) **HVDC System Owners** and **DC Converter Station** owners; and
- (e) **Interconnector Owners** in respect of their **External Interconnections**.

OC2.3.2 **The Company** may provide to the **Relevant Transmission Licensees** any data which has been submitted to **The Company** by any **Users** in respect of **Relevant Units** pursuant to the following paragraphs of the **OC2**.

OC2.4.1.2.1 (a)

~~OC2.4.1.2.1 (e)~~

~~OC2.4.1.2.1 (j)~~

OC2.4.1.2.2 (a)

~~OC2.4.1.2.2 (i)~~

OC2.4.1.3.2 (a)

OC2.4.1.3.2 (b)

OC2.4.1.3.3

- OC2.4.2.1 (a)
- OC2.3.3 For the purpose of **OC2** only, the term **Output Usable** shall include the terms **Interconnector Export Capacity** and **Interconnector Import Capacity** where the term **Output Usable** is being applied to an **External Interconnection**.
- OC2.4 PROCEDURE
- OC2.4.1 Co-ordination of Outages
- OC2.4.1.1 Under **OC2** the interaction between **The Company** and **Users** will be as follows:
- (a) Each **Generator**, and each **Interconnector Owner** and **The Company** In respect of outages of **Power Generating Modules** (including **DC Connected Power Park Modules**), **Synchronous Generating Units**, **Power Park Modules** and **External Interconnection Circuits** and in respect of outages of other **Plant** and/or **Apparatus** directly connected to the **National Electricity Transmission System**;
 - (b) **The Company** and each **Generator** and each **Interconnector Owner** in respect of **National Electricity Transmission System** outages relevant to each **Generator** (other than in respect of **Embedded Small Power Stations** or **Embedded Medium Power Stations**) and **Interconnector Owner**;
 - (c) **The Company** and each **Network Operator** in respect of outages of all **Embedded Large Power Stations** and in respect of outages of other **Plant** and/or **Apparatus** relating to such **Embedded Large Power Stations**;
 - (d) **The Company** and each **Network Operator** and each **Non-Embedded Customer** in respect of **National Electricity Transmission System** outages relevant to the particular **Network Operator** or **Non-Embedded Customers**;
 - (e) Each **Network Operator** and each **Non-Embedded Customer** and **The Company** in respect of **User System** outages relevant to **The Company**; and
in respect of **Network Operators** only, outages of the **Network Operator's User System** that may impact upon an **Offshore Transmission System** connected to that **Network Operator's User System**.

OC2.4.1.2 ~~Data Provison and Publication of Output Usable Planning of Power Generating Modules, Synchronous Generating Units, And External Interconnection Circuits, and Power Park Modules and the Publication of National Surplus Outages.~~

OC2.4.1.2 In the event that:

- a) a **Generator**, defined by OC2.3.1 including (a), (b) and (e); or
- b) a **Generator** referred to in OC2.4.1.2.1(a) experiences any unplanned change to the availability of a **Generating Unit** and/or **Power Generating Module** resulting in a change of a level in the **Output Usable** of that **Generating Unit** and/or **Power Generating Module** below or above its previously notified availability, which is expected to last one **Settlement Period** or longer and up to three years ahead; or
- c) a **Generator** referred to in OC2.4.1.2.1(a) makes a future planned which would change impact to the availability of a **Generating Unit** and/or **Power Generating Module** resulting in any change in the **Output Usable** of that **Generating Unit** and/or **Power Generating Module** below or above its previously notified availability, which is expected to last one **Settlement Period** or longer and up to three years ahead;

Formatted: Font: Bold

Formatted: Font: Not Bold

Formatted: Font: Not Bold

Formatted: Indent: Left: 2.5 cm, Hanging: 1 cm, Numbered + Level: 1 + Numbering Style: a, b, c, ... + Start at: 1 + Alignment: Left + Aligned at: 4.02 cm + Indent at: 4.65 cm, Tab stops: 3.5 cm, Left + Not at 2.5 cm

Formatted: Font: Not Bold

Formatted: Font: Not Bold

d) a Inteconnector referred to in OC2.4.1.2.1(a) experiences any unplanned change or makes a future plan which would impact the availability of a External Interconnection Circuits resulting in any change in the Output Usable of that External Interconnection Circuits below or above its previously notified availability, which is expected to last one Settlement Period or longer and up to three years ahead;

Formatted: Numbered + Level: 1 + Numbering Style: a, b, c, ... + Start at: 1 + Alignment: Left + Aligned at: 4.02 cm + Indent at: 4.65 cm

Formatted: Font: Not Bold

Formatted: Font: Not Bold

shall provide The Company with the best estimate of the available Output Usable profile using one of the company's recommended platform(s), with reference to OC2.4.7(a) to (f).

Formatted: Indent: Left: 0 cm, Hanging: 2.5 cm, No bullets or numbering

Formatted: Indent: Left: 3.5 cm, No bullets or numbering

Formatted: Indent: Left: 0 cm, Hanging: 2.5 cm, No bullets or numbering

For an unplanned Event, the Generator shall provide the data within 1 hour of the event occurring, and for a planned Event, the Generator shall provide the data within 1 hour of the planning of the Event.

Formatted: Font: Bold

Formatted: Font: Bold

Formatted: Font: Bold

Formatted: Font: Bold

If the generator referred to in OC2.4.1.2.1(a) is multi-shaft then the detail of the individual shaft availability levels (generating units), that have be summed to produce the "Output Usable" should also be defined.

Formatted: Font: Bold

Formatted: Font: Bold

If the External Interconnection is multi-pole then the detail of the individual pole capacity levels that have be summed to produce the Output Usable should also be defined.

Formatted: Font: Bold

Formatted: Font: Bold

The Company may, as appropriate, contact each Generator and each Interconnector Owner who has supplied information to seek clarification on their Output Usable submissions

Formatted: Font: Bold

Formatted: Tab stops: 3.5 cm, Left + Not at 2.5 cm

OC2.4.1.2.24 At a regular time interval, at least once per day and up to every hour;

Commented [A1]: Deleted each hour

Operational Planning Phase – Planning for Calendar Years 3 to 5 inclusive – Weekly Resolution

Formatted: Underline

In each calendar year:

Formatted: Underline

(a) By the end of week 2

Formatted: Underline

Each Generator and each Interconnector Owner will provide The Company in writing with:

Formatted: Level 1 Text

(i) a provisional Power Generating Module (including DC Connected Power Park Module) and Synchronous Generating Unit and Power Park Module outage programme (covering all non-Embedded Power Stations and Embedded Large Power Stations) for Year 3 to Year 5 (inclusive) specifying the Power Generating Module (including DC Connected Power Park Modules) and/or Synchronous Generating Unit and/or Power Park Module and External Interconnection Circuits and MW concerned, duration of proposed outages, the preferred date for each outage and where there is a possibility of flexibility, the earliest start date and latest finishing date; and

(ii) a best estimate weekly Output Usable forecast of all its Gensets and External Interconnections for Year 3 to Year 5.

Formatted: Level 1 Text, Tab stops: Not at 2.54 cm + 3.33 cm + 4.13 cm + 6.35 cm + 7.78 cm

(b) Between the end of week 2 and the end of week 12

Formatted: Level 1 Text

The Company will, be:

(i) having taken into account the information notified to it by Generators and Interconnector Owners via the process defined in OC2.4.1.2.1 and taking into account:

(1) Demand forecasts and details of proposed use of Demand Control received under OC1, and an Operational Planning Margin Requirements set by The Company (the "OPMR").

(2) National Electricity Transmission System constraints and outages.

(3) Network Operator System constraints and outages, known to The Company, and

(4) the **Output Usable** required, in its view, to meet daily total MW requirements,

With the option to provide each **Generator** and each **Interconnector Owner** in writing with any suggested amendments to the provisional **Output Usable** supplied by the **Generator** and **Interconnector Owner** which **The Company** believes necessary, and will advise **Generators** with **Large Power Stations** of the **Surpluses** for the **National Electricity Transmission System** and potential export limitations, which would occur without such amendments;

(ii) calculating and publishing:

total generating **Output Usable** from **Generators** assumed to be available to the **Total System** (National **Output Usable**);

generating **Output Usable** by fuel type from **Generators** assumed to be available to the **Total System** (Output Useable by fuel type);

generating **Output Usable** by individual **Generating Unit** from **Generators** assumed to be available to the **Total System** (Output Useable by **Generating Unit**);

total **Generating Margin** assumed to be available to the **Total System** (National Margin);

total **Generating Surplus** assumed to be available to the **Total System** (National Surplus);

with daily resolution for at least the peak demand of each day for 2 day-ahead to 14 day-ahead time scope, and

with weekly resolution for at least peak demand of each week for 2 week-ahead upto 3 year-ahead time scope.

(i) calculating total winter peak generating capacity assumed to be available to the **Total System**;

(ii) calculating the total winter peak generating capacity expected from **Large Power Stations**, taking into account **Demand** forecasts and details of proposed use of **Demand Control** received under **OC1**, and an operational planning margin set by **The Company** (the "**Operational Planning Margin**");

(iii) calculating the weekly peak generating capacity expected from **Large Power Stations** taking into account demand forecasts and details of proposed use of **Demand Control** received under **OC1**, and the **Operational Planning Margin** and **Zonal System Security Requirements**. The total weekly peak MW needed to be available is the "weekly total MW required".

The calculation under (iii) will effectively define the envelope of opportunity for outages of **Power Generating Modules** (including **DC Connected Power Park Modules**), **Synchronous Generating Units** and **Power Park Modules** covering both **Embedded** and directly connected **Large Power Stations**, together with the best estimated **Generating Margin** and **Output Usable** forecasts for each **Genset**.

During this period, **The Company** may, as appropriate, contact each **Generator** and each **Interconnector Owner** who has supplied information to seek clarification on points.

(c) By the end of week 12

The Company will:

(i) having taken into account the information notified to it by **Generators** and **Interconnector Owners** and taking into account:

(1) **National Electricity Transmission System** constraints and outages,

(2) **Network Operator System** constraints and outages, known to **The Company**, and

Formatted: Font: Not Bold

Formatted: Font: Not Bold

Formatted: Font: Not Bold

Formatted: Font: Not Bold

Formatted: Level 2 Text

- (3) ~~the Output Usable~~ required, in its view, to meet weekly total MW requirements;
- provide each **Generator** and each **Interconnector Owner** in writing with any suggested amendments to the provisional outage programme supplied by the **Generator** and **Interconnector Owner** which **The Company** believes necessary, and will advise **Generators** with **Large Power Stations** of the **Surpluses** both for the **National Electricity Transmission System** and **System Zones** and potential export limitations, on a weekly basis, which would occur without such amendments;
 - (ii) provide each **Network Operator** in writing with potential outages of **Power Generating Modules** (including **DC Connected Power Park Modules**), **Synchronous Generating Units**, **External Interconnection Circuits** and/or **Power Park Modules** which may, in the reasonable opinion of **The Company** and the **Network Operator**, affect the integrity of that **Network Operator's User System** provided that, in such circumstances **The Company** has notified the **Generator** concerned at least 48 hours beforehand of its intention to do so (including identifying the **Power Generating Modules** (including **DC Connected Power Park Modules**) **Synchronous Generating Unit** and/or **Power Park Module** concerned).
 - (d) ~~By the end of week 14~~
 - (i) Where a **Generator** or **Interconnector Owner** or a **Network Operator** is unhappy with the suggested amendments to its provisional outage programme (in the case of a **Generator** or **Interconnector Owner**) or such potential outages (in the case of a **Network Operator**) it may contact **The Company** to explain its concerns and **The Company** and that **Generator** or an **Interconnector Owner** or **Network Operator** will then discuss the problem and seek to resolve it.
 - (ii) The possible resolution of the problem may require **The Company** or a **User** to contact other **Generators** and **Network Operators**, and joint meetings of all parties may, if any **User** feels it would be helpful, be convened by **The Company**. The need for further discussions, be they on the telephone or at meetings, can only be determined at the time.
 - (e) ~~By the end of week 25~~
 - Each **Generator** will provide **The Company** in writing with updated, "Output Usable" as per OC2.4.1, resulting from the above for with an updated provisional **Power Generating Modules** (including **DC Connected Power Park Modules**), **Synchronous Generating Unit** and **Power Park Module** outage programme covering both **Embedded** and non-**Embedded Large Power Stations**, together with the best estimate weekly **Output Usable** forecasts for each **Genset**, in all cases for Year 3 to Year 5 (inclusive). The updated provisional **Power Generating Modules** (including **DC Connected Power Park Modules**), **Synchronous Generating Unit** and **Power Park Module** outage programme will contain the MW concerned, duration of proposed outages, the preferred date for each outage and, where applicable, earliest start date and latest finishing date, together with an update of the **Output Usable** estimate supplied under (a)(ii) above.
 - Each **Interconnector Owner** will provide **The Company** in writing with an updated provisional **External Interconnection Circuit** outage programme together with best estimate weekly **Output Usable** forecast for each **External Interconnection**, in all cases for Year 3 to Year 5 (inclusive). The updated provisional **External Interconnection Circuit** outage programme will contain the MW concerned, duration of proposed outages, the preferred date for each outage and, where applicable, earliest start date and latest finishing date, together with an update of the **Output Usable** estimate supplied under (a)(ii) above.
 - (f) ~~Between the end of week 25 and the end of week 28~~

Formatted: Level 2 Text

~~— The Company will be then considering the updated **Output usable** and factor this in on the next publication update provisional **Power Generating Modules** (including **DC Connected Power Park Modules**), **Synchronous Generating Unit**, **Power Park Module** and **External Interconnection Circuit** outage programmes, together with the best estimate weekly **Output Usable** forecasts supplied to it by **Generators** and **Interconnector Owners** under (e) and their **Registered Capacity** or **Maximum Capacity** (as applicable) and will be analysing **Operational Planning Margins** for the period.~~

Formatted: Font: Bold

~~(g) **By the end of week 28**~~

~~— The Company will:~~

- ~~(i) provide each **Generator** and each **Interconnector Owner** in writing with details of any suggested revisions considered by **The Company** as being necessary to the updated provisional **Power Generating Module** (including **DC Connected Power Park Modules**), **Synchronous Generating Unit**, **Power Park Module** and **External Interconnection Circuit** outage programmes supplied to **The Company** under (e) and will advise **Generators with Large Power Stations** and **Interconnector Owners** of the **Surpluses** for the **National Electricity Transmission System** and **System Zones** and potential export limitations on a weekly basis which would occur without such revisions; and~~
- ~~(ii) provide each **Network Operator** in writing with the update of potential outages of **Power Generating Modules** (including **DC Connected Power Park Modules**), **Synchronous Generating Units**, **External Interconnection Circuits** and/or **Power Park Modules** which, in the reasonable opinion of **The Company** and the **Network Operator**, affect the integrity of that **Network Operator's User System**.~~

Formatted: Level 2 Text

~~(h) **By the end of week 31**~~

~~— Where a **Generator**, **Interconnector Owner** or a **Network Operator** is unhappy with the revisions suggested to the updated provisional **Power Generating Modules** (including **DC Connected Power Park Modules**), **Synchronous Generating Unit**, **Power Park Module** and **External Interconnection Circuit** outage programme (in the case of a **Generator**) or such update of potential outages (in the case of an **Interconnector Owner** or **Network Operator**) under (g) it may contact **The Company** to explain its concerns and the provisions set out in (d) above will apply to that process.~~

(i) ~~By the end of week 42~~

~~The Company will:~~

- (1) ~~provide each Generator and each Interconnector Owner in writing with details of suggested revisions considered by The Company as being necessary to the updated provisional Power Generating Modules (including DC Connected Power Park Modules), Synchronous Generating Unit, Power Park Module and External Interconnection Circuit outage programmes supplied to The Company and will advise Generators with Large Power Stations and Interconnector Owners of the Surpluses for the National Electricity Transmission System and System Zones and potential export limitations, on a weekly basis which would occur without such revisions;~~
- (2) ~~provide each Network Operator in writing with the update of potential outages of Power Generating Modules (including DC Connected Power Park Modules), Synchronous Generating Units and/or Power Park Modules which may, in the reasonable opinion of The Company and the Network Operator, affect the integrity of that Network Operator's User System provided that, in such circumstances The Company has notified the Generator or, as appropriate, the Interconnector Owner concerned at least 48 hours beforehand of its intention to do so (including identifying the Power Generating Modules (including DC Connected Power Park Modules), Synchronous Generating Units and/or Power Park Modules concerned).~~

(j) ~~By the end of week 45~~

~~The Company will seek to agree a Final Generation Outage Programme for Year 3 to Year 5. If agreement cannot be reached on all aspects, The Company and each Generator and each Interconnector Owner will record their agreement on as many aspects as have been agreed and The Company will advise each Generator with Large Power Stations, Interconnector Owner and each Network Operator, of the Surpluses for the National Electricity Transmission System and System Zones on a weekly basis which would occur in relation to those aspects not agreed. It is accepted that agreement of the Final Generation Outage Programme is not a commitment on Generators, Interconnector Owners or The Company to abide by it, but The Company will be planning the National Electricity Transmission System outage programme on the basis of the Final Generation Outage Programme and if in the event the Generator's or the Interconnector Owner's outages differ from those contained in the Final Generation Outage Programme, or in any way conflict with the National Electricity Transmission System outage programme, The Company need not alter the National Electricity Transmission System outage programme.~~

~~OC2.4.1.2.2 Operational Planning Phase - Planning for Calendar Year 1 and Calendar Year 2 - Weekly Resolution~~

~~The basis for Operational Planning for Year 1 and Year 2 will be the Final Generation Outage Programmes agreed for Years 2 and 3:~~

~~In each calendar year:~~

(a) ~~By the end of week 10~~

~~Each Generator and each Interconnector Owner will provide The Company in writing with its previously agreed Final Generation Outage Programme updated and best estimate weekly Output Usable forecasts for each Genset and for each External Interconnection Circuit for weeks 1-52 of Years 1 and 2.~~

Formatted: Level 2 Text

Formatted: Level 2 Text

~~(b) Between the end of week 10 and the end of week 12~~

~~— The Company will be considering the updated proposed Power Generating Modules (including DC Connected Power Park Modules), Synchronous Generating Unit, Power Park Module and External Interconnection Circuit outage programme together with the estimate of Output Usable supplied by Generators and Interconnector Owners under (a) and will be analysing Operational Planning Margins for the period. Taking these into account together with National Electricity Transmission System constraints and outages and Network Operator User System constraints and outages known to The Company, The Company will assess whether the estimates of Output Usable supplied by Generators and Interconnector Owners are sufficient to meet forecast National Electricity Transmission System Demand plus the Operational Planning Margin.~~

~~(c) By the end of week 12~~

~~— The Company will:~~

~~(i) notify each Generator and each Interconnector Owner in writing whether the Output Usable estimates are adequate for weeks 1-52 of Years 1 and 2, together with suggested changes to its Final Generation Outage Programme where necessary and will advise each Generator with Large Power Stations and each Interconnector Owner of the Surpluses both for the National Electricity Transmission System and System Zones and potential export limitations, on a weekly resolution which would occur without such changes;~~

~~(ii) provide each Network Operator in writing with weekly Output Usable estimates of Generators and Interconnector Owners for weeks 1-52 of Years 1 and 2, and updated details of potential outages of Power Generating Modules (including DC Connected Power Park Modules), Synchronous Generating Units, Power Park Modules and/or External Interconnection Circuits which may, in the reasonable opinion of The Company and the Network Operator, affect the integrity of that Network Operator's User System provided that, in such circumstances, The Company has notified the Generator or, as appropriate, the Interconnector Owner concerned at least 48 hours beforehand of its intention to do so (including identifying the affected Gensets or Power Generating Modules (including DC Connected Power Park Modules), Synchronous Generating Units or Power Park Modules and/or External Interconnection Circuits, as appropriate).~~

~~(d) By the end of week 14~~

~~— Where a Generator, Interconnector Owner or a Network Operator is unhappy with any suggested changes to its Final Generation Outage Programme (in the case of a Generator) or such update of potential outages (in the case of an Interconnector Owner or Network Operator), equivalent provisions to those set out in OC2.4.1.2.1(d) will apply.~~

~~(e) By the end of week 34~~

~~— Each Generator and each Interconnector Owner will provide The Company in writing with revised best estimate weekly Output Usable forecasts for each Genset or External Interconnection, as appropriate, for weeks 1-52 of Years 1 and 2.~~

~~(f) Between the end of week 34 and the end of week 39~~

~~— The Company will be analysing the revised estimates of Output Usable supplied by Generators and Interconnector Owners under (e) and will be analysing Operational Planning Margins for the period. Taking these into account together with National Electricity Transmission System constraints and outages and Network Operator User System constraints and outages known to The Company, The Company will assess whether the estimates of Output Usable supplied by Generators and Interconnector Owners are sufficient to meet forecast National Electricity Transmission System Demand plus the Operational Planning Margin.~~

Formatted: Level 2 Text

(g) ~~By the end of week 39~~

~~The Company will:~~

- (i) ~~notify each Generator and each Interconnector Owner in writing whether it accepts the Output Usable estimates for weeks 1-52 of Years 1 and 2, and of any suggested changes to its Final Generation Outage Programme where necessary and will advise Generators with Large Power Stations and Interconnector Owners of the Surpluses both for the National Electricity Transmission System and System Zones and potential export limitations on a weekly basis which would occur without such changes;~~
- (ii) ~~provide each Network Operator in writing with Output Usable estimates of Generators and Interconnector Owners for weeks 1-52 of Years 1 and 2, and updated details of potential outages of Power Generating Modules (including DC Connected Power Park Modules), Synchronous Generating Units, Power Park Modules and/or External Interconnection Circuits which may, in the reasonable opinion of The Company and the Network Operator, affect the integrity of that Network Operator's User System provided that, in such circumstances, The Company has notified the Generator or, as appropriate, Interconnector Owner concerned at least 48 hours beforehand of its intention to do so (including identifying the affected Gensets or Power Generating Modules (including DC Connected Power Park Modules) or Synchronous Generating Units or Power Park Modules and/or External Interconnection as appropriate).~~

(h) ~~By the end of week 46~~

~~Where a Generator, an Interconnector Owner or a Network Operator, is unhappy with any suggested changes to its Final Generation Outage Programme (in the case of a Generator) or such update of potential outages (in the case of an Interconnector Owner or Network Operator), equivalent provisions to those set out in OC2.4.1.2.1(d) will apply.~~

(i) ~~By the end of week 48~~

~~The Company will seek to agree the revised Final Generation Outage Programme for Year 1 and Year 2. If agreement cannot be reached on all aspects, The Company and each Interconnector Owner and each Generator will record their agreement on as many aspects as have been agreed and The Company will advise each Generator with Large Power Stations, Interconnector Owner and each Network Operator, of Generating Plant Demand Margins for national and zonal groups, on a weekly basis, which would occur in relation to those aspects not agreed. It is accepted that agreement of the Final Generation Outage Programme is not a commitment on Generators, Interconnector Owners or The Company to abide by it, but The Company will be planning the National Electricity Transmission System outage programme on the basis of the Final Generation Outage Programme and if, in the event, a Generator's and/or Interconnector Owner's outages differ from those contained in the Final Generation Outage Programme, or in any way conflict with the National Electricity Transmission System outage programme, The Company need not alter the National Electricity Transmission System outage programme.~~

OC2.4.1.2.3 ~~Planning for Calendar Year 0 – Weekly Resolution~~

~~The basis for Operational Planning for Year 0 will be the revised Final Generation Outage Programme agreed for Year 1:~~

~~In each week:~~

(a) ~~By 1600 hours each Wednesday – Weekly Resolution~~

~~Each Generator and each Interconnector Owner will provide The Company in writing with an update of the Final Generation Outage Programme and a best estimate weekly Output Usable forecast for each of its Gensets or its External Interconnection Circuits, as appropriate, from the 2nd week ahead to the 52nd week ahead.~~

Formatted: Level 2 Text

(b) ~~Between 1600 hours Wednesday and 1600 hours Friday~~

~~The Company will be analysing the revised estimates of Output Usable supplied by Generators and Interconnector Owners under (a) and will be analysing Operational Planning Margins for the period. Taking into account National Electricity Transmission System constraints and outages and Network Operator User System constraints and outages known to The Company, The Company will assess whether the estimates of Output Usable supplied by Generators and Interconnector Owners are sufficient to meet forecast National Electricity Transmission System Demand plus the Operational Planning Margin.~~

(c) ~~By 1600 hours each Friday~~

~~The Company will:~~

- ~~(i) notify each Generator with Large Power Stations, Interconnector Owner and Network Operator, in writing if it considers the Output Usable forecasts will give Surpluses and potential export limitations both for the National Electricity Transmission System and System Zones from the 2nd week ahead to the 52nd week ahead;~~
- ~~(ii) provide each Network Operator, in writing with weekly Output Usable estimates of Gensets and External Interconnection from the 2nd week ahead to the 52nd week ahead and updated outages of Power Generating Modules (including DC Connected Power Park Modules), Synchronous Generating Units, Power Park Modules and/or External Interconnection Circuits which may, in the reasonable opinion of The Company and the Network Operator, affect the integrity of that Network Operator's User System and in such circumstances, The Company shall notify the Generator and Interconnector Owner concerned within 48 hours of so providing (including identifying the affected Gensets or Power Generating Modules (including DC Connected Power Park Modules), Synchronous Generating Units and/or Power Park Modules and/or External Interconnection Circuits, as appropriate), from the 2nd week ahead to the 52nd week ahead.~~

OC2.4.1.2.4 ~~Programming Phase – 2-49 Days Ahead – Daily Resolution~~

(a) ~~By 1200 hours each Friday~~

~~The Company will notify in writing each Generator with Large Power Stations, Interconnector Owner and Network Operator if it considers the Output Usable forecasts will give MW shortfalls both nationally and for constrained groups for the period 2-7 weeks ahead.~~

(b) ~~By 1100 hours each Business Day~~

~~Each Generator and each Interconnector Owner shall provide The Company in writing with the best estimate of daily Output Usable for each Genset or each External Interconnection Circuit as appropriate for the period from and including day 2 ahead to day 14 ahead, including the forecast return to service date for any such Power Generating Modules (including DC Connected Power Park Modules), Generating Unit, Power Park Module or External Interconnection subject to Planned Outage or breakdown.~~

(c) ~~By 1100 hours each Wednesday~~

~~For the period 2 to 49 days ahead, every Wednesday by 11:00 hours, each Generator and each Interconnector Owner shall provide The Company in writing best estimate daily Output Usable forecasts for each Genset or External Interconnection, and changes (start and finish dates) to Planned Outage or to the return to service times of each Power Generating Modules (including DC Connected Power Park Modules), Synchronous Generating Unit, Power Park Module and/or External Interconnection Circuit which is subject to breakdown.~~

~~(d) Between 1100 hours and 1600 hours each Business Day~~

~~— The Company will be analysing the revised estimates of **Output Usable** supplied by **Generators** and **Interconnector Owners** under (b) and will be analysing **Operational Planning Margins** for the period 2-14 days ahead. Taking into account **National Electricity Transmission System** constraints and outages and **Network Operator User System** constraints and outages known to **The Company**, **The Company** will assess whether the estimates of **Output Usable** are sufficient to meet forecast **National Electricity Transmission System Demand** plus the **Operational Planning Margin**.~~

~~(e) By 1600 hours each Business Day~~

~~(i) The Company will notify in writing each **Generator** with **Large Power Stations**, each **Interconnector Owner** and each **Network Operator**, of the **Surpluses** both for the **National Electricity Transmission System** and **System Zones** and potential export limitations, for the period from and including day 2 ahead to day 14 ahead which it considers the **Output Usable** forecasts will give. The time of 1600 hours can only be met in respect of any **Generator**, **Interconnector Owner** or **Network Operator** if all the information from all **Generators** and **Interconnector Owners** was made available to **The Company** by 1100 hours and if a suitable electronic data transmission facility is in place between **The Company** and the **Generator**, or the **Interconnector Owner** or the **Network Operator**, as the case may be, and if it is fully operational. In the event that any of these conditions is not met, or if it is necessary to revert to a manual system for analysing the information supplied and otherwise to be considered, **The Company** reserve the right to extend the timescale for issue of the information required under this sub-paragraph to each, or the relevant, **Generator**, **Interconnector Owner** and/or **Network Operator** (as the case may be) provided that such information will in any event be issued by 1800 hours.~~

~~(ii) The Company will provide each **Network Operator**, where it has an effect on that **User**, in writing with **Output Usable** estimates of **Gensets** and **External Interconnections** from and including day 2 ahead to day 14 ahead and updated outages of **Power Generating Modules** (including **DC Connected Power Park Modules**), **Synchronous Generating Units**, **Power Park Modules** and/or **External Interconnection Circuits** which are either in its **User System** or which may, in the reasonable opinion of **The Company** and the **Network Operator**, affect the integrity of that **Network Operator's User System** and in such circumstances, **The Company** shall notify the **Generator** and **Interconnector Owner** concerned within 48 hours of so providing (including identifying the affected **Gensets** or **Power Generating Modules** (including **DC Connected Power Park Modules**) or **Synchronous Generating Units** or **Power Park Modules** and/or **External Interconnection Circuits**, as appropriate), for the period from and including day 2 ahead to day 14 ahead.~~

OC2.4.1.3 Planning of National Electricity Transmission System Outages

OC2.4.1.3.1 Operational Planning Phase - Planning for Financial Years 2 to 5 inclusive ahead

The Company shall plan **National Electricity Transmission System** outages required in Years 2 to 5 inclusive required as a result of construction or refurbishment works. This contrasts with the planning of **National Electricity Transmission System** outages required in Years 0 and 1 ahead, when **The Company** also takes into account **National Electricity Transmission System** outages required as a result of maintenance.

Users should bear in mind that **The Company** will be planning the **National Electricity Transmission System** outage programme on the basis of the previous year's **Final Generation Outage Programme** and if in the event a **Generator's**, an **Interconnector Owner's** or **Network Operator's** outages differ from those contained in the **Final Generation Outage Programme**, or in the case of **Network Operators**, those known to **The Company**, or in any way conflict with the **National Electricity Transmission System** outage programme, **The Company** need not alter the **National Electricity Transmission System** outage programme.

OC2.4.1.3.2 In each calendar year:

(a) By the end of week 8

Each **Network Operator** will notify **The Company** in writing of details of proposed outages in Years 2-5 ahead in its **User System** which may affect the performance of the **Total System** (which includes but is not limited to outages of **User System Apparatus** at **Grid Supply Points** and outages which constrain the output of **Power Generating Modules** (including **DC Connected Power Park Modules**) and/or **Synchronous Generating Units** and/or **Power Park Modules Embedded** within that **User System**).

Each **Network Operator** will notify **The Company** in writing of details of proposed outages in Years 2-5 ahead in its **User System** which may affect the declared values of **Maximum Export Capacity** and/or **Maximum Import Capacity** for each **Interface Point** within its **User System** together with the **Network Operator's** revised best estimate of the **Maximum Export Capacity** and/or **Maximum Import Capacity** during such outages. **Network Operators** will also notify **The Company** of any automatic and/or manual post fault actions that it intends to utilise or plans to utilise during such outages.

(b) By the end of week 13

Each **Generator** will inform **The Company** in writing of proposed outages in Years 2 - 5 ahead of **Generator** owned **Apparatus** (eg. busbar selectors) other than **Power Generating Modules** (including **DC Connected Power Park Modules**) and/or **Synchronous Generating Units**, and/or **Power Park Modules**, at each **Grid Entry Point**.

The Company will provide to each **Network Operator** and to each **Generator** and each **Interconnector Owner** a copy of the information given to **The Company** under paragraph (a) above (other than the information given by that **Network Operator**). In relation to a **Network Operator**, the data must only be used by that **User** in planning and operating that **Network Operator's User System** and must not be used for any other purpose or passed on to, or used by, any other business of that **User** or to, or by, any person within any other such business or elsewhere.

(c) By the end of week 28

The Company will provide each **Network Operator** in writing with details of proposed outages in Years 2-5 ahead which may, in **The Company's** reasonable judgement, affect the performance of that **Network Operator's User System**.

(d) By the end of week 30

Where **The Company** or a **Network Operator** is unhappy with the proposed outages notified to it under (a), (b) or (c) above, as the case may be, equivalent provisions to those set out in OC2.4.1.2.1 (d) will apply.

(e) By the end of week 34

The Company will draw up a draft **National Electricity Transmission System** outage plan covering the period Years 2 to 5 ahead and **The Company** will notify each **Generator**, **Interconnector Owner** and **Network Operator** in writing of those aspects of the plan which may operationally affect such **Generator** (other than those aspects which may operationally affect **Embedded Small Power Stations** or **Embedded Medium Power Stations**), **Interconnector Owner** or **Network Operator**. **The Company** will also indicate where a need may exist to issue other operational instructions or notifications (including but not limited to the requirement for the arming of an **Operational Intertripping** scheme) or **Emergency Instructions** to **Users** in accordance with **BC2** to allow the security of the **National Electricity Transmission System** to be maintained within the **Licence Standards**.

OC2.4.1.3.3 Operational Planning Phase - Planning for Financial Year 1 ahead

Each calendar year **The Company** shall update the draft **National Electricity Transmission System** outage plan prepared under OC2.4.1.3.2 above and shall in addition take into account outages required as a result of maintenance work.

In each calendar year:

- (a) By the end of week 13

Generators and **Non-Embedded Customers** will inform **The Company** in writing of proposed outages for Year 1 of **Generator** owned **Apparatus** at each **Grid Entry Point** (e.g. busbar selectors) other than **Power Generating Modules** (including **DC Connected Power Park Modules**), **Synchronous Generating Units** and/or **Power Park Modules** or **Non-Embedded Customer** owned **Apparatus**, as the case may be, at each **Grid Supply Point**.

- (b) By the end of week 28

The Company will provide each **Network Operator** and each **Non-Embedded Customer** in writing with details of proposed outages in Year 1 ahead which may, in **The Company's** reasonable judgement, affect the performance of its **User System** or the **Non-Embedded Customer Apparatus** at the **Grid Supply Point**.

- (c) By the end of week 32

Each **Network Operator** will notify **The Company** in writing with details of proposed outages in Year 1 in its **User System** which may affect the performance of the **Total System** (which includes but is not limited to outages of **User System Apparatus** at **Grid Supply Points** and outages which constrain the output of **Power Generating Modules** (including **DC Connected Power Park Modules**), **Synchronous Generating Units** and/or **Power Park Modules Embedded** within that **User System**).

Each **Network Operator** will notify **The Company** in writing of details of proposed outages in Year 1 in its **User System** which may affect the declared values of **Maximum Export Capacity** and/or **Maximum Import Capacity** for each **Interface Point** within its **User System** together with the **Network Operator's** revised best estimate of the **Maximum Export Capacity** and/or **Maximum Import Capacity** during such outages. **Network Operators** will also notify **The Company** of any automatic and/or manual post fault actions that it intends to utilise or plans to utilise during such outages.

Each **Network Operator** will also notify **The Company** in writing of any revisions to **Interface Point Target Voltage/Power Factor** data submitted pursuant to PC.A.2.5.4.2.

- (d) Between the end of week 32 and the end of week 34

The Company will draw up a revised **National Electricity Transmission System** outage plan (which for the avoidance of doubt includes **Transmission Apparatus** at the **Connection Points**).

- (e) By the end of week 34

The Company will notify each **Generator**, **Interconnector Owner**, and **Network Operator**, in writing, of those aspects of the **National Electricity Transmission System** outage programme which may, in **The Company's** reasonable opinion, operationally affect that **Generator** (other than those aspects which may operationally affect **Embedded Small Power Stations** or **Embedded Medium Power Stations**), **Interconnector Owner**, or **Network Operator** including in particular proposed start dates and end dates of relevant **National Electricity Transmission System** outages.

The Company will provide to each **Network Operator** and to each **Generator** and each **Interconnector Owner** a copy of the information given to **The Company** under paragraph (c) above (other than the information given by that **Network Operator**). In relation to a **Network Operator**, the data must only be used by that **User** in planning and operating that **Network Operator's User System** and must not be used for any other purpose or passed on to, or used by, any other business of that **User** or to, or by, any person within any other such business or elsewhere.

- (f) By the end of week 36

Where a **Generator**, **Interconnector Owner** or **Network Operator** is unhappy with the proposed aspects notified to it under (e) above, equivalent provisions to those set out in OC2.4.1.2.1 (d) will apply.

- (g) Between the end of week 34 and 49

The Company will draw up a final **National Electricity Transmission System** outage plan covering Year 1.

- (h) By the end of week 49

- (i) **The Company** will complete the final **National Electricity Transmission System** outage plan for Year 1. The plan for Year 1 becomes the final plan for Year 0 when by expiry of time Year 1 becomes Year 0.

- (ii) **The Company** will notify each **Generator**, each **Interconnector Owner** and each **Network Operator** in writing of those aspects of the plan which may operationally affect such **Generator** (other than those aspects which may operationally affect **Embedded Small Power Stations** or **Embedded Medium Power Stations**), **Interconnector Owner** or **Network Operator** including in particular proposed start dates and end dates of relevant **National Electricity Transmission System** outages. **The Company** will also indicate where a need may exist to issue other operational instructions or notifications (including but not limited to the requirement for the arming of an **Operational Intertripping** scheme) or **Emergency Instructions to Users** in accordance with **BC2** to allow the security of the **National Electricity Transmission System** to be maintained within the **Licence Standards**. **The Company** will also inform each relevant **Non-Embedded Customer** of the aspects of the plan which may affect it.

- (iii) In addition, in relation to the final **National Electricity Transmission System** outage plan for Year 1, **The Company** will provide to each **Generator** and each **Interconnector Owner** a copy of the final **National Electricity Transmission System** outage plan for that year. OC2.4.1.3.4 contains provisions whereby updates of the final **National Electricity Transmission System** outage plan are provided. The plan and the updates will be provided in writing. It should be noted that the final **National Electricity Transmission System** outage plan for Year 1 and the updates will not give a complete understanding of how the **National Electricity Transmission System** will operate in real time, where the **National Electricity Transmission System** operation may be affected by other factors which may not be known at the time of the plan and the updates. Therefore, **Users** should place no reliance on the plan or the updates showing a set of conditions which will actually arise in real time.

- (i) Information Release Or Exchange

This paragraph (i) contains alternative requirements on **The Company**, paragraph (z) being an alternative to a combination of paragraphs (x) and (y). Paragraph (z) will only apply in relation to a particular **User** if **The Company** and that **User** agree that it should apply, in which case paragraphs (x) and (y) will not apply. In the absence of any relevant agreement between **The Company** and the **User**, **The Company** will only be required to comply with paragraphs (x) and (y).

Information Release To Each Network Operator And Non-Embedded Customer

Between the end of Week 34 and 49 **The Company** will upon written request:

- (x) for radial systems, provide each **Network Operator** and **Non Embedded Customer** with data to allow the calculation by the **Network Operator**, and each **Non Embedded Customer**, of symmetrical and asymmetrical fault levels; and
- (y) for interconnected **Systems**, provide to each **Network Operator** an equivalent network, sufficient to allow the identification of symmetrical and asymmetrical fault levels, and power flows across interconnecting **User Systems** directly connected to the **National Electricity Transmission System**; or

System Data Exchange

- (z) as part of a process to facilitate understanding of the operation of the **Total System**,

- (1) **The Company** will make available to each **Network Operator**, the **National Electricity Transmission System Study Network Data Files** covering Year 1 which are of relevance to that **User's System**;
- (2) where **The Company** and a **User** have agreed to the use of data links between them, the making available will be by way of allowing the **User** access to take a copy of the **National Electricity Transmission System Study Network Data Files** once during that period. The **User** may, having taken that copy, refer to the copy as often as it wishes. Such access will be in a manner agreed by **The Company** and may be subject to separate agreements governing the manner of access. In the absence of agreement, the copy of the **National Electricity Transmission System Study Network Data Files** will be given to the **User** on a disc, or in hard copy, as determined by **The Company**;
- (3) the data contained in the **National Electricity Transmission System Study Network Data Files** represents **The Company's** view of operating conditions although the actual conditions may be different;
- (4) **The Company** will notify each **Network Operator**, as soon as reasonably practicable after it has updated the **National Electricity Transmission System Study Network Data Files** covering Year 1 that it has done so, when this update falls before the next annual update under this OC2.4.1.3.3(i). **The Company** will then make available to each **Network Operator** who has received an earlier version (and in respect of whom the agreement still exists), the updated **National Electricity Transmission System Study Network Files** covering the balance of Years 1 and 2 which remain given the passage of time, and which are of relevance to that **User's System**. The provisions of paragraphs (2) and (3) above shall apply to the making available of these updates;
- (5) the data from the **National Electricity Transmission System Study Network Data Files** received by each **Network Operator** must only be used by that **User** in planning and operating that **Network Operator's User System** and must not be used for any other purpose or passed on to, or used by, any other business of that **User** or to, or by, any person within any other such business or elsewhere.

OC2.4.1.3.4 Operational Planning Phase - Planning In Financial Year 0 Down To The Programming Phase (And In The Case Of Load Transfer Capability, Also During The Programming Phase)

- (a) The **National Electricity Transmission System** outage plan for Year 1 issued under OC2.4.1.3.3 shall become the plan for Year 0 when by expiry of time Year 1 becomes Year 0.
- (b) Each **Generator** or **Interconnector Owner** or **Network Operator** or **Non-Embedded Customer** may at any time during Year 0 request **The Company** in writing for changes to the outages requested by them under OC2.4.1.3.3. In relation to that part of Year 0, excluding the period 1-7 weeks from the date of request, **The Company** shall determine whether the changes are possible and shall notify the **Generator**, **Interconnector Owner**, **Network Operator** or **Non-Embedded Customer** in question whether this is the case as soon as possible, and in any event within 14 days of the date of receipt by **The Company** of the written request in question.

Where **The Company** determines that any change so requested is possible and notifies the relevant **User** accordingly, **The Company** will provide to each **Network Operator**, each **Interconnector Owner**, and each **Generator** a copy of the request to which **The Company** has agreed which relates to outages on **Systems** of **Network Operators** (other than any request made by that **Network Operator**). The information must only be used by that **Network Operator** in planning and operating that **Network Operator's User System** and must not be used for any other purpose or passed on to, or used by, any other business of that **User** or to, or by, any person within any other such business or elsewhere.

- (c) During Year 0 (including the **Programming Phase**) each **Network Operator** shall at **The Company's** request make available to **The Company** such details of automatic and manual load transfer capability of:

- (i) 12MW or more (averaged over any half hour) for England and Wales
- (ii) 10MW or more (averaged over any half hour) for Scotland

between Grid Supply Points.

During Year 0 (including the **Programming Phase**) each **Network Operator** shall notify **The Company** of any revisions to the information provided pursuant to OC2.4.1.3.3 (c) for **Interface Points** as soon as reasonably practicable after the **Network Operator** becomes aware of the need to make such revisions.

- (d) When necessary during Year 0, **The Company** will notify each **Generator**, each **Interconnector Owner** and **Network Operator** and each **Non-Embedded Customer**, in writing of those aspects of the **National Electricity Transmission System** outage programme in the period from the 8th week ahead to the 52nd week ahead, which may, in **The Company's** reasonable opinion, operationally affect that **Generator** (other than those aspects which may operationally affect **Embedded Small Power Stations** or **Embedded Medium Power Stations**) **Interconnector Owner** or **Network Operator** or **Non-Embedded Customer** including in particular proposed start dates and end dates of relevant **National Electricity Transmission System** outages.

The Company will also notify changes to information supplied by **The Company** pursuant to OC2.4.1.3.3(i)(x) and (y) except where in relation to a **User** information was supplied pursuant to OC2.4.1.3.3(i)(z). In that case:-

- (i) **The Company** will, by way of update of the information supplied by it pursuant to OC2.4.1.3.3(i)(z), make available at the first time in Year 0 that it updates the **National Electricity Transmission System Study Network Data Files** in respect of Year 0 (such update being an update on what was shown in respect of Year 1 which has then become Year 0) to each **Network Operator** who has received an earlier version under OC2.4.1.3.3(i)(z) (and in respect of whom the agreement still exists), the **National Electricity Transmission System Study Network Data Files** covering Year 0 which are of relevance to that **User's System**.
- (ii) **The Company** will notify each relevant **Network Operator**, as soon as reasonably practicable after it has updated the **National Electricity Transmission System Study Network Data Files** covering Year 0, that it has done so. **The Company** will then make available to each such **Network Operator**, the updated **National Electricity Transmission System Study Network Data Files** covering the balance of Year 0 which remains given the passage of time, and which are of relevance to that **User's System**.
- (iii) The provisions of OC2.4.1.3.3(i)(2), (3) and (5) shall apply to the provision of data under this part of OC2.4.1.3.4(d) as if set out in full.

The Company will also indicate where a need may exist to issue other operational instructions or notifications (including but not limited to the requirement for the arming of an **Operational Intertripping** scheme) or **Emergency Instructions** to **Users** in accordance with **BC2** to allow the security of the **National Electricity Transmission System** to be maintained within the **Licence Standards**.

- (e) In addition, by the end of each month during Year 0, **The Company** will provide to each **Generator** and each **Interconnector Owner** a notice containing any revisions to the final **National Electricity Transmission System** outage plan for Year 1, provided to the **Generator** or the **Interconnector Owner** under OC2.4.1.3.3 or previously under this provision, whichever is the more recent.

OC2.4.1.3.5 Programming Phase

(a) By 1600 hours each Thursday

- (i) **The Company** shall continue to update a preliminary **National Electricity Transmission System** outage programme for the eighth week ahead, a provisional **National Electricity Transmission System** outage programme for the next week ahead and a final day ahead **National Electricity Transmission System** outage programme for the following day.

- (ii) **The Company** will notify each **Generator**, **Interconnector Owner** and **Network Operator** and each **Non-Embedded Customer**, in writing of those aspects of the preliminary **National Electricity Transmission System** outage programme which may operationally affect each **Generator** (other than those aspects which may operationally affect **Embedded Small Power Stations** or **Embedded Medium Power Stations**) or **Interconnector Owner** or **Network Operator** and each **Non-Embedded Customer** including in particular proposed start dates and end dates of relevant **National Electricity Transmission System** outages.

The Company will also notify changes to information supplied by **The Company** pursuant to OC2.4.1.3.3(i)(x) and (y) except where in relation to a **User** information was supplied pursuant to OC2.4.1.3.3(i)(z). In that case:

- (1) **The Company** will, by way of update of the information supplied by it pursuant to OC2.4.1.3.3(i)(z), make available the **National Electricity Transmission System Study Network Data Files** for the next week ahead and
- (2) **The Company** will notify each relevant **Network Operator**, as soon as reasonably practicable after it has updated the **National Electricity Transmission System Study Network Data Files** covering the next week ahead that it has done so, and
- (3) The provisions of OC2.4.1.3.3(i)(z)(2), (3) and (5) shall apply to the provision of data under this part of OC2.4.1.3.5(a)(ii) as if set out in full.

The Company may make available the **National Electricity Transmission System Study Network Data Files** for the next week ahead where **The Company** and a particular **User** agree, and in such case the provisions of OC2.4.1.1.3.3(i)(x) and (y) and the provisions of OC2.4.1.3.4(d) and OC2.4.1.3.5(a) which relate to OC2.4.1.1.3.3(i)(x) and (y) shall not apply. In such case the provisions of this OC2.4.1.3.5(a)(ii)2 and 3 shall apply to the provision of the data under this part of OC2.4.1.3.5(a)(ii) as if set out in full.

The Company will also indicate where a need may exist to arm an **Operational Intertripping** scheme, emergency switching, emergency **Demand** management or other measures including the issuing of other operational instructions or notifications or **Emergency Instructions** to **Users** in accordance with **BC2** to allow the security of the **National Electricity Transmission System** to be maintained within the **Licence Standards**.

(b) By 1000 hours each Friday

Generators, **Interconnector Owners** and **Network Operators** will discuss with **The Company** and confirm in writing to **The Company**, acceptance or otherwise of the requirements detailed under OC2.4.1.3.5.

Network Operators shall confirm for the following week:

- (i) the details of any outages of its **User System** that will restrict the **Maximum Export Capacity** and/or **Maximum Import Capacity** at any **Interface Points** within its **User System** for the following week; and
- (ii) any changes to the previously declared values of the **Interface Point Target Voltage/Power Factor**.

(c) By 1600 hours each Friday

- (i) **The Company** shall finalise the preliminary **National Electricity Transmission System** outage programme up to the seventh week ahead. **The Company** will endeavour to give as much notice as possible to a **Generator** with nuclear **Large Power Stations** which may be operationally affected by an outage which is to be included in such programme.
- (ii) **The Company** shall finalise the provisional **National Electricity Transmission System** outage programme for the next week ahead.
- (iii) **The Company** shall finalise the **National Electricity Transmission System** outage programme for the weekend through to the next normal working day.
- (iv) In each case **The Company** will indicate the factors set out in (a)(ii) above (other than those aspects which may operationally affect **Embedded Small Power Stations** or **Embedded Medium Power Stations**) to the relevant **Generators** and **Network Operators** and **Non-Embedded Customers**.
- (v) Where a **Generator** with nuclear **Large Power Stations** which may be operationally affected by the preliminary **National Electricity Transmission System** outage programme referred to in (i) above (acting as a reasonable operator) is concerned on grounds relating to safety about the effect which an outage within such outage programme might have on one or more of its nuclear **Large Power Stations**, it may contact **The Company** to explain its concerns and discuss whether there is an alternative way of taking that outage (having regard to technical feasibility). If there is such an alternative way, but **The Company** refuses to adopt that alternative way in taking that outage, that **Generator** may involve the **Disputes Resolution Procedure** to decide on the way the outage should be taken. If there is no such alternative way, then **The Company** may take the outage despite that **Generator's** concerns.

(d) By 1600 hours each Monday, Tuesday, Wednesday and Thursday

- (i) **The Company** shall prepare a final **National Electricity Transmission System** outage programme for the following day.
- (ii) **The Company** shall notify each **Generator** and **Network Operator** and **Non-Embedded Customer** in writing of the factors set out in (a)(ii) above (other than those aspects which may operationally affect **Embedded Small Power Stations** or **Embedded Medium Power Stations**).

OC2.4.2 DATA REQUIREMENTS

OC2.4.2.1 When a **Statement of Readiness** under the **Bilateral Agreement** and/or **Construction Agreement** is submitted, and thereafter in calendar week 24 in each calendar year,

- (a) each **Generator** shall (subject to OC2.4.2.1(k)) in respect of each of its:-
 - (i) **Gensets** (in the case of the **Generation Planning Parameters**); and
 - (ii) **CCGT Units** within each of its **CCGT Modules** at a **Large Power Station** (in the case of the **Generator Performance Chart**)
 - (iii) **Generating Units** within each of its **Synchronous Power Generating Modules** at a **Large Power Station** (in the case of the **Power Generating Module Performance Chart** and **Synchronous Generating Unit Performance Chart**)submit to **The Company** in writing the **Generation Planning Parameters** and the **Generator Performance Charts** as required.
- (b) Each shall meet the requirements of CC.6.3.2 and shall reasonably reflect the true operating characteristics of the **Genset**.

- (c) They shall be applied (unless revised under this **OC2** or (in the case of the **Generator Performance Chart** only) **BC1** in relation to **Other Relevant Data**) from the **Completion Date**, in the case of the ones submitted with the **Statement of Readiness**, and in the case of the ones submitted in calendar week 24, from the beginning of week 25 onwards.
- (d) They shall be in the format indicated in Appendix 1 for these charts and as set out in Appendix 2 for the **Generation Planning Parameters**.
- (e) Any changes to the **Generator Performance Chart** or **Generation Planning Parameters** should be notified to **The Company** promptly.
- (f) **Generators** should note that amendments to the composition of the **Power Generating Module**, **CCGT Module** or **Power Park Module** at **Large Power Stations** may only be made in accordance with the principles set out in PC.A.3.2.3 or PC.A.3.2.4 respectively. If in accordance with PC.A.3.2.3 or PC.A.3.2.4 an amendment is made, any consequential changes to the **Generation Planning Parameters** should be notified to **The Company** promptly.
- (g) **The Generator Performance Chart** must be as described below and demonstrate the limitation on reactive capability of the **System** voltage at 3% above nominal. It must also include any limitations on output due to the prime mover (both maximum and minimum), **Generating Unit** step up transformer or **User System**.
 - (i) For a **Synchronous Generating Unit** on a **Generating Unit** specific basis at the **Generating Unit** Stator Terminals. It must include details of the **Generating Unit** transformer parameters.
 - (ii) For a **Non-Synchronous Generating Unit** (excluding a **Power Park Unit**) on a **Generating Unit** specific basis at the **Grid Entry Point** (or **User System Entry Point** if Embedded).
 - (iii) For a **Power Park Module**, on a **Power Park Module** specific basis at the **Grid Entry Point** (or **User System Entry Point** if Embedded).
 - (iv) For a **DC Converter** on a **DC Converter** specific basis at the **Grid Entry Point** (or **User System Entry Point** if Embedded).
 - (v) For a **Synchronous Generating Unit** within a **Synchronous Power Generating Module**, both the **Power Generating Module Performance Chart** and **Synchronous Generating Unit Performance Chart** should be provided.
- (h) For each **CCGT Unit**, and any other **Generating Unit** or **Power Park Module** or **Power Generating Module** whose performance varies significantly with ambient temperature, the **Generator Performance Chart** (including the **Power Generating Module Performance Chart** and **Synchronous Generating Unit Performance Chart** in the case of **Synchronous Power Generating Modules**) shall show curves for at least two values of ambient temperature so that **The Company** can assess the variation in performance over all likely ambient temperatures by a process of linear interpolation or extrapolation. One of these curves shall be for the ambient temperature at which the **Generating Unit's** output, or **CCGT Module** or **Power Generating Module** at a **Large Power Station** output or **Power Park Module's** output, as appropriate, equals its **Registered Capacity**.
- (i) The **Generation Planning Parameters** supplied under OC2.4.2.1 shall be used by **The Company** for operational planning purposes only and not in connection with the operation of the **Balancing Mechanism** (subject as otherwise permitted in the **BC**).

- (j) Each **Generator** shall in respect of each of its **Synchronous Power Generating Modules** or **CCGT Modules** (including those which are part of a **Synchronous Power Generating Module**) at **Large Power Stations** submit to **The Company** in writing a **CCGT Module Planning Matrix** and/or a **Synchronous Power Generating Module Planning Matrix**. It shall be prepared on a best estimate basis relating to how it is anticipated the **Synchronous Power Generating Module** or **CCGT Module** will be running and which shall reasonably reflect the true operating characteristics of the **Power Generating Module** or **CCGT Module**. It will be applied (unless revised under this OC2) from the **Completion Date**, in the case of the one submitted with the **Statement of Readiness**, and in the case of the one submitted in calendar week 24, from the beginning of week 31 onwards. It must show the combination of **CCGT Units** or **Synchronous Power Generating Units** which would be running in relation to any given MW output, in the format indicated in Appendix 3.

Any changes must be notified to **The Company** promptly. **Generators** should note that amendments to the composition of the **CCGT Module** or **Synchronous Power Generating Module** at **Large Power Stations** may only be made in accordance with the principles set out in PC.A.3.2.3. If in accordance with PC.A.3.2.3 an amendment is made, an updated **CCGT Module Planning Matrix** or **Synchronous Power Generating Module Planning Matrix** must be immediately submitted to **The Company T** in accordance with this OC2.4.2.1(b).

The **CCGT Module Planning Matrix** or **Synchronous Power Generating Module Planning Matrix** will be used by **The Company** for operational planning purposes only and not in connection with the operation of the **Balancing Mechanism**.

- (k) Each **Generator** shall in respect of each of its **Cascade Hydro Schemes** also submit the **Generation Planning Parameters** detailed at OC2.A.2.6 to OC2.A.2.10 for each **Cascade Hydro Scheme**. Such parameters need not also be submitted for the individual **Gensets** within such **Cascade Hydro Scheme**.
- (l) Each **Generator** shall in respect of each of its **Power Park Modules** at **Large Power Stations** submit to **The Company** in writing a **Power Park Module Planning Matrix**. It shall be prepared on a best estimate basis relating to how it is anticipated the **Power Park Module** will be running and which shall reasonably reflect the operating characteristics of the **Power Park Module** and the **BM Unit** of which it forms part. It will be applied (unless revised under this OC2) from the **Completion Date**, in the case of the one submitted with the **Statement of Readiness**, and in the case of the one submitted in calendar week 24, from the beginning of week 31 onwards. It must show the number of each type of **Power Park Unit** in the **Power Park Module** typically expected to be available to generate and the **BM Unit** of which it forms part, in the format indicated in Appendix 4. The **Power Park Module Planning Matrix** shall be accompanied by a graph showing the variation in MW output with **Intermittent Power Source** (e.g. MW vs wind speed) for the **Power Park Module**. The graph shall indicate the typical value of the **Intermittent Power Source** for the **Power Park Module**.

Any changes must be notified to **The Company** promptly. **Generators** should note that amendments to the composition of the **Power Park Module** at **Large Power Stations** may only be made in accordance with the principles set out in PC.A.3.2.4. If in accordance with PC.A.3.2.4 an amendment is made, an updated **Power Park Module Planning Matrix** must be immediately submitted to **The Company** in accordance with this OC2.4.2.1(a).

The **Power Park Module Planning Matrix** will be used by **The Company** for operational planning purposes only and not in connection with the operation of the **Balancing Mechanism**.

- (m) For each **Synchronous Generating Unit** (including **Synchronous Generating Units** within a **Power Generating Module**) where the **Generator** intends to adjust the **Generating Unit** terminal voltage in response to a MVar Output Instruction or a Target Voltage Level instruction in accordance with BC2.A.2.6 the **Generator Performance Chart** including the **Synchronous Generating Unit Performance Chart** shall show curves corresponding to the **Generating Unit** terminal voltage being controlled to its rated value and to its maximum value.

OC2.4.2.2 Each **Network Operator** shall by 1000 hrs on the day falling seven days before each **Operational Day** inform **The Company** in writing of any changes to the circuit details called for in PC.A.2.2.1 which it is anticipated will apply on that **Operational Day** (under **BC1** revisions can be made to this data).

OC2.4.2.3 Under European Commission Regulation No. 543/2013, **Users** are required to submit certain data for publication on the Central European Transparency Platform managed by the European Network of Transmission System Operators for Electricity (ENTSO-E). **The Company** is required to facilitate the collection, verification and processing of data from **Users** for onward transmission to the Central European Transparency Platform.

Each **Generator** and each **Non-Embedded Customer** connected to or using the **National Electricity Transmission System** shall provide **The Company** with such information as required by and set out in **DRC Schedule 6** (Users' Outage Data **EU Transparency Availability Data**) in the timescales detailed therein.

OC2.4.3 NEGATIVE RESERVE ACTIVE POWER MARGINS

OC2.4.3.1 ~~At a regular time defined time interval, at least once each day and up to every hour: in each calendar year, by the end of week 39~~ **The Company** will, taking into account the **Final Generation Outage Programme** and forecast of **Output Usable** supplied by each **Generator** and by each **Interconnector Owner**, ~~defined in OC2.4.1.2.1 and forecast Demand for the minimum demand period, calculate and publish:-~~ issue a notice in writing to:-

~~(a) all Generators with Large Power Stations and to all Interconnector Owners listing any period in which there is likely to be an unsatisfactory System NRAPM; and~~

~~(b) all Generators with Large Power Stations and to all Interconnector Owners which may, in The Company's reasonable opinion be affected, listing any period in which there is likely to be an unsatisfactory Localised NRAPM, together with the identity of the relevant System Constraint Group or Groups,~~

~~within the next calendar year, together with the margin. The Company and each Generator and each Interconnector Owner will take these into account in seeking to co-ordinate outages for that period.~~

OC2.4.3.2 (a) ~~By 0900 hours each Business Day~~

~~Each Generator shall provide The Company in writing with a best estimate of Genset inflexibility on a daily basis for the period 2 to 14 days ahead (inclusive).~~

(b) ~~By 1600 hours each Wednesday~~

~~Each Generator shall provide The Company in writing with a best estimate of Genset inflexibility on a weekly basis for the period 2 to 7 weeks ahead (inclusive).~~

(c) ~~Between 1600 hours each Wednesday and 1200 hours each Friday~~

(i) ~~If The Company, taking into account the estimates supplied by Generators under (b) above, and forecast Demand for the period, foresees that:~~

- (1) ~~the level of the System NRAPM for any period within each day within the period 2 to 147 weeks days ahead (inclusive) is too low, and for each week the level of risk of NRAPM within the 2-52 week ahead period, it will issue a notice in writing to all Generators, Interconnector Owners, and Network Operators listing any periods and levels of System NRAPM within that period; and/or~~

Formatted: Font: Not Bold

Formatted: Level 2 Text

- (2) ~~the level of the Localised NRAPM (currently for the main constraint between England and Scotland only) for each day within the period 2 to 14 days ahead (inclusive) having taken into account the appropriate limit on transfers to and fro the Constraint Group and for each week the level of risk of NRAPM within the 2-52 week ahead period.~~

~~having also taken into account the appropriate limit on transfers to and from a System Constraint Group, the level of Localised NRAPM for any period within the period 2 to 7 weeks ahead (inclusive) is too low for a particular System Constraint Group, it will issue a notice in writing to all Generators, Interconnector Owners, and Network Operators which may, in The Company's reasonable opinion be affected by that Localised NRAPM, listing any periods and levels of Localised NRAPM within that period. A separate notice will be given in respect of each affected System Constraint Group.~~

Outages Adjustments

- (ii)a) ~~Under the necessary circumstances~~ **The Company** will then contact **Generators** in respect of their **Large Power Stations** and **Interconnector Owners** to discuss outages as set out in the following paragraphs of this OC2.4.3.21.

- (ii)b) **The Company** will contact all **Generators** and **Interconnector Owners** in the case of low **System NRAPM** and will contact **Generators** in relation to relevant **Large Power Stations** and **Interconnector Owners** in the case of low **Localised NRAPM**. **The Company** will raise with each **Generator** and **Interconnector Owner** the problems it is anticipating due to the low **System NRAPM** or **Localised NRAPM** and will discuss:

- (1) whether any change is possible to the estimate of **Genset** inflexibility ~~given under (b) above~~; and
- (2) whether **Genset** or **External Interconnection** outages can be taken to coincide with the periods of low **System NRAPM** or **Localised NRAPM** (as the case may be).

In relation to **Generators** with nuclear **Large Power Stations** the discussions on outages can include the issue of whether outages can be taken for re-fuelling purposes to coincide with the relevant low **System NRAPM** and/or **Localised NRAPM** periods.

- (iv)c) If agreement is reached with a **Generator** or an **Interconnector Owner** ~~(which unlike the remainder of OC2 will constitute a binding agreement)~~, then such **Generator** or **Interconnector Owner** will take such outage, as agreed with **The Company**, and ~~the Generator or an Interconnector Owner will issue updates to its Output Usable(OU) via the data provision process defined in OC2.4.1.2.1a revised notice in writing to the Generators, Interconnector Owners, and Network Operators to which it sent notices under (i) above, reflecting the changes brought about to the periods and levels of System NRAPM and/or Localised NRAPM by the agreements with Generators or Interconnector Owners. The company will process the updated data which will then be included in the next published update of the System NRAPM and/or Localised NRAPM.~~

- (d) ~~By 1600 hours each day~~

- (i) ~~If The Company, taking into account the estimates supplied under (a) above, and forecast Demand for the period, foresees that:~~

- (1) ~~the level of System NRAPM for any period within the period of 2 to 14 days ahead (inclusive) is too low, it will issue a notice in writing to all Generators, Interconnector Owners, and Network Operators listing the periods and levels of System NRAPM within those periods; and/or~~

Formatted: Font: Bold

Formatted: Level 2 Text

~~(2) having also taken into account the appropriate limit on transfers to and from a **System Constraint Group**, the level of **Localised NRAPM** for any period within the period of 2 to 14 days ahead (inclusive) is too low for a particular **System Constraint Group**, it will issue a notice in writing to all **Generators**, **Interconnector Owners**, and **Network Operators** which may, in **The Company's** reasonable opinion be affected by that **Localised NRAPM**, listing any periods and levels of **Localised NRAPM** within that period. A separate notice will be given in respect of each affected **System Constraint Group**.~~

~~(ii) **The Company** will contact all **Generators** in respect of their **Large Power Stations** (or in the case of **Localised NRAPM**, all **Generators** which may, in **The Company's** reasonable opinion be affected, in respect of their relevant **Large Power Stations**) to discuss whether any change is possible to the estimate of **Genset** inflexibility given under (a) above and to consider **Large Power Station** outages to coincide with the periods of low **System NRAPM** and/or **Localised NRAPM** (as the case may be).~~

~~— In the case of **External Interconnections**, **The Company** may contact **Interconnector Owners** to discuss outages during the periods of low **System NRAPM** and/or **Localised NRAPM** (as the case may be).~~

(ed) If on the day prior to a **Operational Day**, it is apparent from the **BM Unit Data** submitted by **Users** under **BC1** that **System NRAPM** and/or **Localised NRAPM** (as the case may be) is, in **The Company's** reasonable opinion, too low, then in accordance with the procedures and requirements set out in BC1.5.5 **The Company** may contact **Users** to discuss whether changes to **Physical Notifications** are possible, and if they are, will reflect those in the operational plans for the next following **Operational Day** or will, in accordance with BC2.9.4 instruct **Generators** to **De-Synchronise** a specified **Genset** for such period. In determining which **Genset** to so instruct, **BC2** provides that **The Company** will not (other than as referred to below) consider in such determination (and accordingly shall not instruct to **De-Synchronise**) any **Genset** within an **Existing Gas Cooled Reactor Plant**. **BC2** further provides that:-

(i) **The Company** is permitted to instruct to **De-Synchronise** any **Gensets** within an **Existing AGR Plant** if those **Gensets** within an **Existing AGR Plant** have failed to offer to be flexible for the relevant instance at the request of **The Company** provided the request is within the **Existing AGR Plant Flexibility Limit**.

(ii) **The Company** will only instruct to **De-Synchronise** any **Gensets** within an **Existing Magnox Reactor Plant** or within an **Existing AGR Plant** (other than under (i) above) if the level of **System NRAPM** (taken together with **System** constraints) and/or **Localised NRAPM** is such that it is not possible to avoid **De-Synchronising** such **Generating Unit** or **Power Generating Module**, and provided the power flow across each **External Interconnection** is either at zero or results in an export of power from the **Total System**. This proviso applies in all cases in the case of **System NRAPM** and in the case of **Localised NRAPM**, only when the power flow would have a relevant effect.

Formatted: Level 2 Text

OC2.4.4 FREQUENCY SENSITIVE OPERATION By 1600 hours each Wednesday

- OC2.4.4.1 Using such information as **The Company** shall consider relevant including, if appropriate, forecast **Demand**, any estimates provided by **Generators** of **Genset** inflexibility and anticipated plant mix relating to operation in **Frequency Sensitive Mode**, **The Company** shall determine for the period 2 to 7 weeks ahead (inclusive) whether it is possible that there will be insufficient **Gensets** (other than those **Gensets** within **Existing Gas Cooled Reactor Plant** which are permitted to operate in **Limited Frequency Sensitive Mode** at all times under BC3.5.3) to operate in **Frequency Sensitive Mode** for all or any part of that period.
- OC2.4.4.2 BC3.5.3 explains that **The Company** permits **Existing Gas Cooled Reactor Plant** other than **Frequency Sensitive AGR Units** to operate in a **Limited Frequency Sensitive Mode** at all times.
- OC2.4.4.3 If **The Company** foresees that there will be an insufficiency in **Gensets** operating in a **Frequency Sensitive Mode**, it will contact **Generators** in order to seek to agree (as soon as reasonably practicable) that all or some of the **Gensets** (the MW amount being determined by **The Company** but the **Gensets** involved being determined by the **Generator**) will take outages to coincide with such period as **The Company** shall specify to enable replacement by other **Gensets** which can operate in a **Frequency Sensitive Mode**. If agreement is reached (which unlike the remainder of **OC2** will constitute a binding agreement) then such **Generator** will take such outage as agreed with **The Company**. If agreement is not reached, then the provisions of BC2.9.5 may apply.
- OC2.4.5 If in **The Company 's** reasonable opinion it is necessary for both the procedure set out in OC2.4.3 (relating to **System NRAPM** and **Localised NRAPM**) and in OC2.4.4 (relating to operation in **Frequency Sensitive Mode**) to be followed in any given situation, the procedure set out in OC2.4.3 will be followed first, and then the procedure set out in OC2.4.4. For the avoidance of doubt, nothing in this paragraph shall prevent either procedure from being followed separately and independently of the other.
- OC2.4.6 OPERATING MARGIN DATA REQUIREMENTS
- OC2.4.6.1 Modifications to relay settings
- 'Relay settings' in this OC2.4.6.1 refers to the settings of **Low Frequency Relays** in respect of **Gensets** that are available for start from standby by **Low Frequency Relay** initiation with **Fast Start Capability** agreed pursuant to the **Bilateral Agreement**.
- By 1600 hours each Wednesday
- A change in relay settings will be sent by **The Company** no later than 1600 hours on a Wednesday to apply from 1000 hours on the Monday following. The settings allocated to particular **Large Power Stations** may be interchanged between 49.70Hz and 49.60Hz (or such other **System Frequencies** as **The Company** may have specified) provided the overall capacity at each setting and **System** requirements can, in **The Company 's** view, be met.
- Between 1600 hours each Wednesday and 1200 hours each Friday
- If a **Generator** wishes to discuss or interchange settings it should contact **The Company** by 1200 hours on the Friday prior to the Monday on which it would like to institute the changes to seek **The Company 's** agreement. If **The Company** agrees, **The Company** will then send confirmation of the agreed new settings.
- By 1500 hours each Friday
- If any alterations to relay settings have been agreed, then the updated version of the current relay settings will be sent to affected **Users** by 1500 hours on the Friday prior to the Monday on which the changes will take effect. Once accepted, each **Generator** (if that **Large Power Station** is not subject to forced outage or **Planned Outage**) will abide by the terms of its latest relay settings.
- In addition, **The Company** will take account of any **Large Power Station** unavailability (as notified under OC2.4.1.2 submissions) in its total **Operating Reserve** policy.

The Company may from time to time, for confirmation purposes only, issue the latest version of the current relay settings to each affected Generator

OC2.4.6.2 Operational Planning Margin Requirements (OPMR) Operating Margins

At a regular time defined time interval, at least once each business day and up to every hour By 1600 hours each Wednesday

No later than 1600 hours on a Wednesday, The Company will provide an indication of the level of **Operating Reserve** to be utilised by The Company in connection with the operation of the **Balancing Mechanism** covering a 2-14 day ahead period (with a daily peak demand resolution) and the 2-52 week resolution (with a weekly resolution focusing on the peak demand of the week) in the week beginning with the Operational Day commencing during the subsequent Monday, which level shall be purely indicative.

This Operating Margin indication will also note the possible level of Operating Reserve (if any) which may be provided by Interconnector Users in the week beginning with the Operational Day commencing during the subsequent Monday.

This **Operating Margin requirements** indication will also note the possible level of **High Frequency Response** to be utilised by The Company in connection with the operation of the **Balancing Mechanism** in the week beginning with the Operational Day commencing during the subsequent Monday covering 2-14 day ahead periods with daily resolution and 2-52 week period at a weekly resolution, which level shall be purely indicative.

OC2.4.7 In the event that:

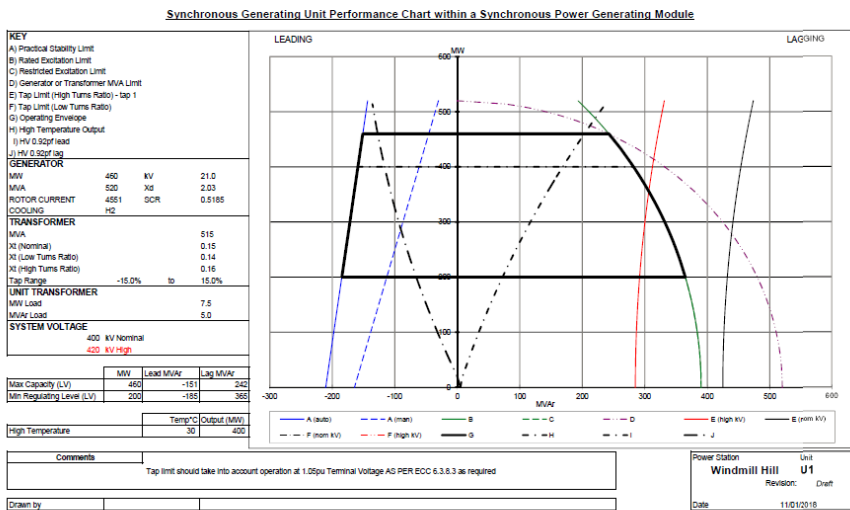
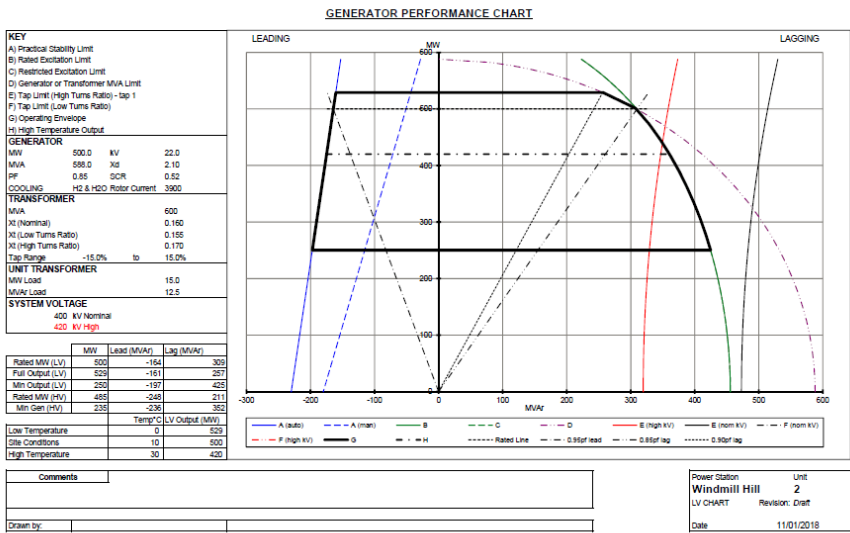
- a) a **Non-Embedded Customer** experiences the planned unavailability of its **Apparatus** resulting in the reduction of Demand of 100MW or more, or a change to the planned unavailability of its **Apparatus** resulting in a change in Demand of 100MW or more, for one Settlement Period or longer; or
- b) a **Non-Embedded Customer** experiences a change in the actual availability of its **Apparatus** resulting in a change in Demand of 100MW or greater; or
- c) a **Generator** experiences a planned unavailability of a **Generating Unit** and/or **Power Generating Module** resulting in a change of 100MW or more in the **Output Usable** of that **Generating Unit** and/or **Power Generating Module** below its previously notified availability, which is expected to last one **Settlement Period** or longer and up to three years ahead; or
- d) a **Generator** experiences a change of 100MW or more in the Maximum Export Limit of a **Generating Unit** which is expected to last one **Settlement Period** or longer; or
- e) a **Generator** experiences a planned unavailability resulting in a change of 100MW or more in its aggregated **Output Usable** below its previously notified availability for a **Power Station** with a **Registered Capacity** of 200MW or more and which is expected to last one **Settlement Period** or longer and up to three years ahead, save where data has been provided pursuant to OC.2.4.7(c) above; or
- f) a **Generator** experiences a change of 100MW or more in the aggregated Maximum Export Limit of a **Power Station** with a **Registered Capacity** of 200MW or more, which is expected to last one **Settlement Period** or longer, save where data has been provided pursuant to OC.2.4.7(d) above;

such **Non-Embedded Customer** or **Generator** shall provide The Company with the **EU Transparency Availability Data** in accordance with **DRC** Schedule 6 (Users' Outage Data) using **MODIS** and, with reference to points OC2.4.7(a) to (f), EU Transparency Regulation articles 7.1(a), 7.1(b), 15.1(a), 15.1(b), 15.1(c) and 15.1(d) respectively.

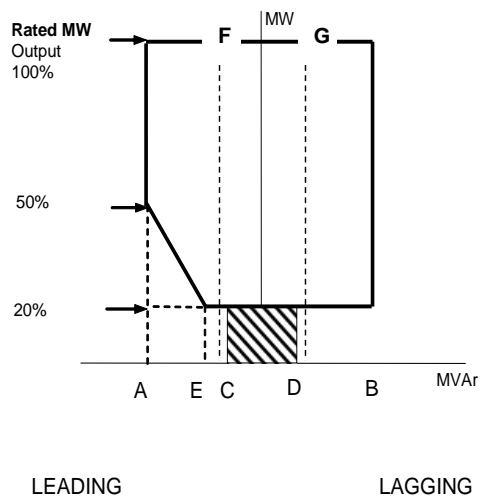
Formatted: Numbered + Level: 1 + Numbering Style: a, b, c, ... + Start at: 1 + Alignment: Left + Aligned at: 4.02 cm + Indent at: 4.65 cm

Formatted: Indent: Left: 2.5 cm, Hanging: 1 cm, Numbered + Level: 1 + Numbering Style: a, b, c, ... + Start at: 1 + Alignment: Left + Aligned at: 4.02 cm + Indent at:

APPENDIX 1 - PERFORMANCE CHART EXAMPLES



POWER PARK MODULE PERFORMANCE CHART AT THE CONNECTION POINT OR USER'S SYSTEM ENTRY POINT



- Point A is equivalent (in MVar) to: 0.95 leading **Power Factor** at **Rated MW** output
- Point B is equivalent (in MVar) to: 0.95 lagging **Power Factor** at **Rated MW** output
- Point C is equivalent (in MVar) to: -5% of **Rated MW** output
- Point D is equivalent (in MVar) to: +5% of **Rated MW** output
- Point E is equivalent (in MVar) to: -12% of **Rated MW** output
- Line F is equivalent (in MVar) to: Leading **Power Factor Reactive Despatch Network Restriction**
- Line G is equivalent (in MVar) to: Lagging **Power Factor Reactive Despatch Network Restriction**

☐

Where a **Reactive Despatch Network Restriction** is in place which requires following of local voltage conditions, alternatively to Line F and G, please check this box.

APPENDIX 2 - GENERATION PLANNING PARAMETERS

OC2.A.2 Generation Planning Parameters

The following parameters are required in respect of each **Genset**.

OC2.A.2.1 Regime Unavailability

Where applicable the following information must be recorded for each **Genset**.

- Earliest synchronising time:
 - Monday
 - Tuesday to Friday
 - Saturday to Sunday
- Latest de-synchronising time:
 - Monday to Thursday
 - Friday
 - Saturday to Sunday

OC2.A.2.2 Synchronising Intervals

- (a) The synchronising interval between **Gensets** in a **Synchronising Group** assuming all **Gensets** have been **Shutdown** for 48 hours;
- (b) The **Synchronising Group** within the **Power Station** to which each **Genset** should be allocated.

OC2.A.2.3 De-Synchronising Interval

A fixed value **De-Synchronising** interval between **Gensets** within a **Synchronising Group**.

OC2.A.2.4 Synchronising Generation

The amount of MW produced at the moment of **Synchronising** assuming the **Genset** has been **Shutdown** for 48 hours.

OC2.A.2.5 Minimum Non-zero time (MNZT)

The minimum period on-load between **Synchronising** and **De-Synchronising** assuming the **Genset** has been **Shutdown** for 48 hours.

OC2.A.2.6 Run-Up rates

A run-up characteristic consisting of up to three stages from **Synchronising Generation** to **Output Usable** with up to two intervening break points assuming the **Genset** has been **Shutdown** for 48 hours.

OC2.A.2.7 Run-down rates

A run down characteristic consisting of up to three stages from **Output Usable** to **De-Synchronising** with breakpoints at up to two intermediate load levels.

OC2.A.2.8 Notice to Deviate from Zero (NDZ)

The period of time normally required to **Synchronise** a **Genset** following instruction from **The Company** assuming the **Genset** has been **Shutdown** for 48 hours.

OC2.A.2.9 Minimum Zero time (MZT)

The minimum interval between **De-Synchronising** and **Synchronising** a **Genset**.

OC2.A.2.10 Not used.

OC2.A.2.11 Gas Turbine Units loading parameters

- Loading rate for fast starting
- Loading rate for slow starting

APPENDIX 3 - CCGT MODULE PLANNING MATRIX

CCGT Module Planning Matrix Example Form

CCGT MODULE OUTPUT USABLE MW	CCGT GENERATING UNITS AVAILABLE								
	1st GT	2nd GT	3rd GT	4th GT	5th GT	6th GT	1st ST	2nd ST	3rd ST
	OUTPUT USABLE								
	150	150	150				100		
0MW to 150MW	/								
151MW to 250MW	/						/		
251MW to 300MW	/	/							
301MW to 400MW	/	/					/		
401MW to 450MW	/	/	/						
451MW to 550MW	/	/	/				/		

APPENDIX 4 - POWER PARK MODULE PLANNING MATRIX

Power Park Module Planning Matrix Example Form

BM Unit Name				
Power Park Module [unique identifier]				
POWER PARK UNIT AVAILABILITY	POWER PARK UNITS			
	Type A	Type B	Type C	Type D
Description (Make/Model)				
Number of units				
Power Park Module [unique identifier]				
POWER PARK UNIT AVAILABILITY	POWER PARK UNITS			
	Type A	Type B	Type C	Type D
Description (Make/Model)				
Number of units				

The **Power Park Module Planning Matrix** may have as many columns as are required to provide information on the different make and model for each type of **Power Park Unit** in a **Power Park Module** and as many rows as are required to provide information on the **Power Park Modules** within each **BM Unit**. The description is required to assist identification of the **Power Park Units** within the **Power Park Module** and correlation with data provided under the **Planning Code**.

APPENDIX 5 – SYNCHRONOUS POWER GENERATING MODULE PLANNING MATRIX

Synchronous Power Generating Module Planning Matrix Example Form

SYNCHRONOUS POWER GENERATING MODULE	SYNCHRONOUS POWER GENERATING UNITS AVAILABLE								
	1st GT	2nd GT	3rd GT	4th GT	5th GT	6th GT	1st ST	2nd ST	3rd ST
	OUTPUT USABLE								
	150	150	150				100		
OUTPUT USABLE									
MW									
0MW to 150MW	/								
151MW to 250MW	/						/		
251MW to 300MW	/	/							
301MW to 400MW	/	/					/		
401MW to 450MW	/	/	/						
451MW to 550MW	/	/	/				/		

< END OF OPERATING CODE NO. 2 >